

Smart Phonics

Single Letter Sounds

1



Contents...

- 4 •  **Unit 1** • Aa Bb Cc | apple, alligator, ant
book, bed, bat
cat, cap, cup
- 10 •  **Unit 2** • Dd Ee Ff | dog, desk, duck
elephant, egg, Eskimo
fish, frog, flag
- 16 •  **Unit 3** • Gg Hh Ii | gorilla, glass, girl
hat, hippo, hand
igloo, insect, Indian
- 22 •  **Unit 4** • Jj Kk Ll | jet, jacket, jello
king, key, kangaroo
lion, lamp, lemon
- 28 •  **Review 1** • Aa ~ Ll

34 •



Unit 5

• **Mm Nn Oo**

mouse, melon, map
nut, nest, net
octopus, ox, ostrich

40 •



Unit 6

• **Pp Qq Rr**

panda, pen, pig
queen, question, quilt
ring, rabbit, robot

46 •



Unit 7

• **Ss Tt Uu Vv**

sock, sun, sea
tiger, truck, tent
umbrella, up, under
violin, vest, vase

52 •



Unit 8

• **Ww Xx Yy Zz**

watch, window, watermelon
box, fox, six
yacht, yo-yo, yellow
zebra, zero, zoo

58 •



Review 2

• **Mm ~ Zz**

64 •



Challenge

• **Aa ~ Zz**

70 •




Test



Track 1

Listen and repeat.

begins with the **a** sound.begins with the **b** sound.begins with the **c** sound.

apple

Aa

book

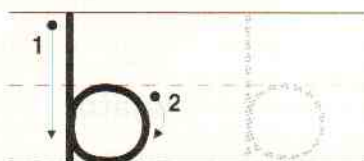


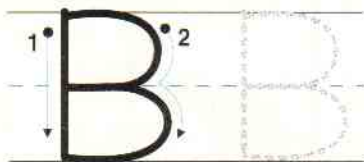
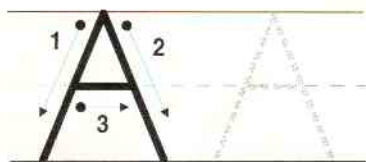
Bb

cat






Cc



Trace and write.



Write the letters a, b, c.





Track 2

Listen and repeat.

Aa



apple



alligator



ant

Bb



book



bed



bat

Cc



cat



cap



cup



Color the right picture.

Aa



Bb



Cc



Track 3

Listen and check.

1

b • a



2

C • B



3

c • b



4

A • C



5

a • c






6


B • A






Track 4 Read along!



See the .

The  on the .

See the .

The  on the .

See the .

The  on the .



I can read!

(sight words)

see


the

on





Trace and write.



Aa Aa



Bb Bb



Cc Cc

Unit 2


Single Letters

Dd • Ee • Ff




Track 5

Listen and repeat.

begins with the **d** sound.begins with the **e** sound.begins with the **f** sound.


dog

Dd



elephant

Ee

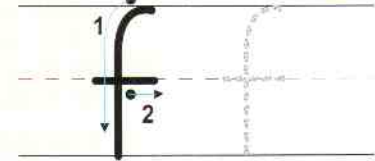

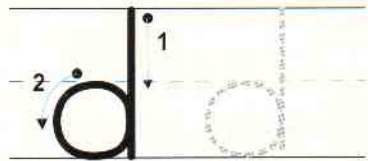
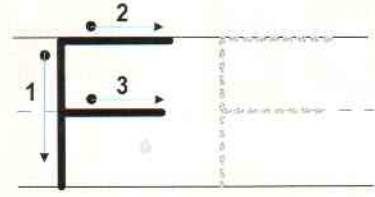
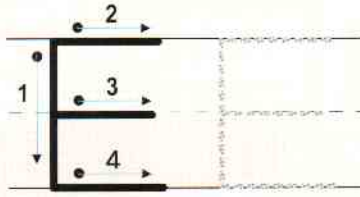
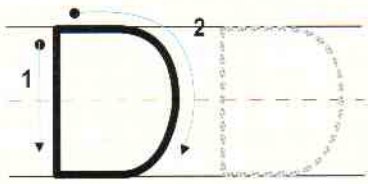


fish






Ff



Trace and write.



Write the letters d, e, f.





Track 6

Listen and repeat.

Dd

dog



desk



duck

Ee

elephant



egg



Eskimo

Ff

fish



frog



flag



Color the right picture.

Dd



Ee



Ff



Track 7

Listen and check.

1

e • f



2

D • E



3

d • e



4

F • D



5

f • d




6


E • F








Track 8 Read along!


This is a .


It is my .


It is on the .

This is an .



It is my .

It is on the .

This is a .

It is my .

It is on the .




I can read! (sight words)

this is a an it my




Trace and write.




Dd Dd

Handwriting practice lines (solid top and bottom lines with a dashed middle line) for tracing and writing the letter Dd.



Ee Ee

Handwriting practice lines (solid top and bottom lines with a dashed middle line) for tracing and writing the letter Ee.



Ff Ff

Handwriting practice lines (solid top and bottom lines with a dashed middle line) for tracing and writing the letter Ff.


Track 9

Listen and repeat.

begins with the **g** sound.begins with the **h** sound.begins with the **i** sound.

gorilla

Gg



hat

Hh

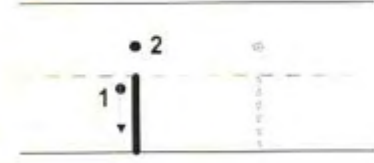
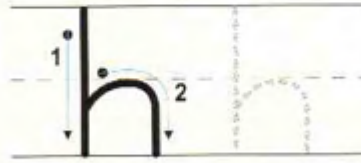
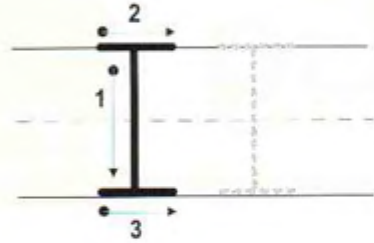
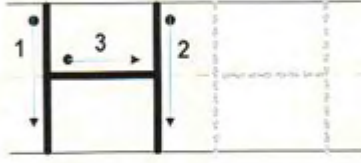


igloo

Ii



Trace and write.



Circle the right letters.

1



C E H
d i g
G I f

2



d I G
D C H
e h f

3



G H F
I E d
h g i



Track 10

Listen and repeat.

Gg



gorilla



glass



girl

Hh



hat



hippo



hand

Ii



igloo



insect



Indian



Color the right pictures.

Gg



Hh



Ii



Track 11

Listen and check.

1

h · g



2

I · H



3

g · i



4

H · I



5

g · h




6

I · G







Track 12 Read along!

I am a .

I am with my .

I am a .


I am with my .

I am an .

I am with my .


I can read! (sight words)

I am with

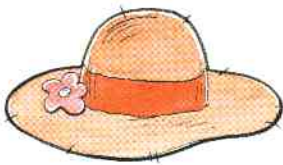




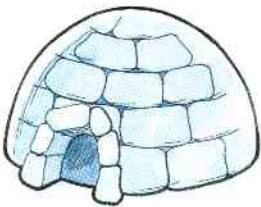
Trace and write.



Gg Gg



Hh Hh




Ii Ii



Track 13

Listen and repeat.

begins with the **j** sound.begins with the **k** sound.begins with the **l** sound.

Jj



king

Kk

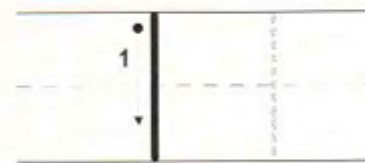

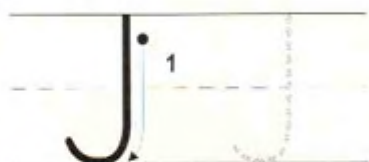


lion

Ll



Trace and write.



Circle the right letters.

1



d k c
l g E
h i L

2



k G l
c K L
A J D

3



K a c
e H g
J d j



Track 14

Listen and repeat.

Jj



jet



jacket



jello

Kk



king



key



kangaroo

Ll



lion



lamp

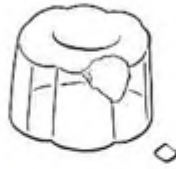


lemon



Color the right pictures.

Jj



Kk



Ll



Track 15

Listen and check.

1

l · k



2

J · K



3

k · j



4

J · L



5

l · j



6

K · J







Track 16 Read along!

The  has a .

The  likes the .

The  has a .

The  likes the .

The  has a .

The  likes the .



I can read!

(sight words)

has
likes



Trace and write.



Jj Jj









Kk Kk



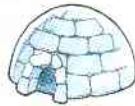





Ll Ll



Track 17 Let's chant!


a	a		a	a	a
b	b		b	b	b
c	c		c	c	c
d	d		d	d	d
e	e		e	e	e
f	f		f	f	f

g	g		g	g	g
h	h		h	h	h
i	i		i	i	i
j	j		j	j	j
k	k		k	k	k
l	l		l	l	l



Flick the Coin

Play



How to play

(See page 77.)

1. Spread the picture cards (Aa-Ll) around the board and place a coin in each of the four corners.
2. Flick the coin and say the sound of the letter where the coin lands on, like **a**. And take a matching card saying the sound and a matching word like **a-apple**. Any coin can be chosen each round.
3. The object of the game is to get more cards.

1 REVIEW



Circle the right letters.

1 i g (h)



G (H) I

2 a b c



C B A

3 d e f



E F D

4 a b c



B A C

5 j k l




L K J

6 d e f




F D E

7 j k l



J L K

8 i g h



G I H

9 j k l



L J K



Connect and write.

Aa



Ee



Ff



Ii



Aa

Ll





Track 18 Listen, write and circle.

1

Dd



2



3



4




5





Track 19 Listen and write.






Track 20

Listen and repeat.

begins with the **m** sound.begins with the **n** sound.begins with the **o** sound.

mouse

Mm



nut

Nn

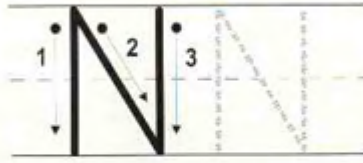


octopus

Oo



Trace and write.



Color the right partner letters.





Track 21

Listen and repeat.

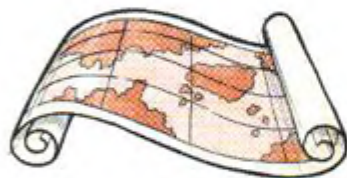
Mm



mouse



melon



map

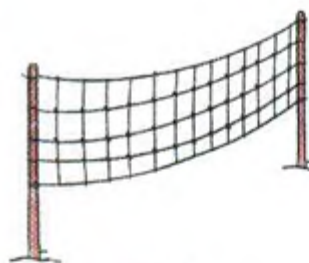
Nn



nut



nest



net

Oo



octopus



ox



ostrich



Color the same sound with the same color.



Track 22

Listen and check.

1



Yes

No

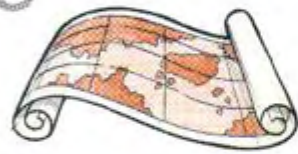
2



Yes

No

3



Yes

No

Track 23

Read along!

Who has the 🍏 ?

The 🐭 has the 🍏 .




Who has the 🥚 ?

The 🐣 has the 🥚 .

Who has the 🐙 ?

The 🐮 has the 🐙 .


**I can read!**

(sight words)


who



Trace and write.



Mm Mm



Nn Nn



Oo Oo



Track 24

Listen and repeat.

begins with the **p** sound.begins with the **q** sound.begins with the **r** sound.


panda

Pp



queen

Qq

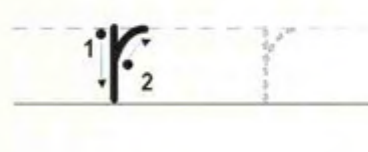
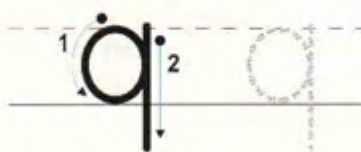
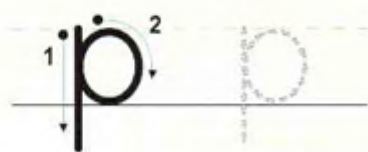



ring

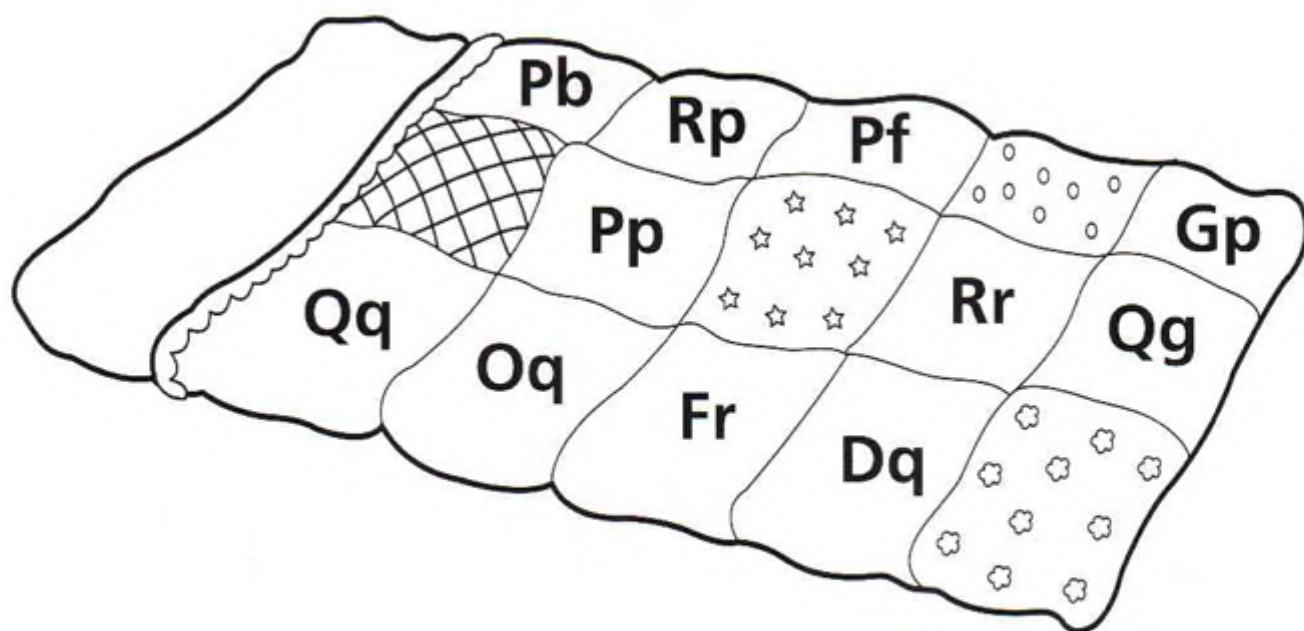
Rr



Trace and write.



Color the right partner letters.





Track 25

Listen and repeat.


Pp



panda



pen



pig


Qq



queen



question



quilt

Rr



ring



rabbit



robot



Color the same sound with the same color.



Track 26 Listen and check.

1



Yes

No


2



Yes

No



3







Yes



No

Track 27 Read along!

The  said,
"I like my  and .

The  said,
"I like my  and .

The  said,
"I like my  and .



I can read!

(sight words)

said

like

and



Trace and write.



Pp Pp



Qq Qq



Rr Rr



Track 28

Listen and repeat.

begins with the **s** sound.begins with the **t** sound.begins with the **u** sound.begins with the **v** sound.

sock

Ss



tiger

Tt



umbrella

Uu




violin

Vv



Trace and write.



Circle the right letters.

1



Tt
Vv

2



Uu
Ss

3



Uu
Vv

4



Ss
Tt



Track 29

Listen and repeat.

Ss



sock



sun



sea

Tt



tiger



truck



tent


Uu



umbrella



up



under

Vv



violin



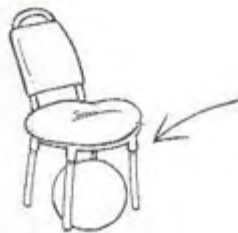
vest



vase



Color the same sound with the same color.



Track 30

Listen and check.

1



Yes

No

2



Yes

No

3



Yes

No

4



Yes

No



Track 31 Read along!



Where is the 🌊?


The 🌊 is under the ☀️.

Where is the 🚚?

The 🚚 is under the 🐅.

Where is the 🍶?

The 🍶 is under the



I can read!

(sight words)

where

under



Trace and write.



Ss Ss



Tt Tt



Uu Uu



Vv Vv




Track 32

Listen and repeat.

begins with the **w** sound.ends with the **x** sound.begins with the **y** sound.begins with the **z** sound.

watch

Ww

box

Xx

yacht



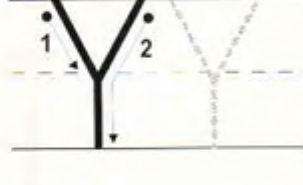
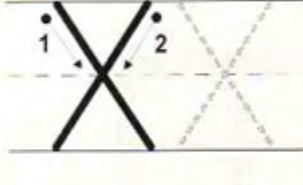
Yy

zebra

Zz



Trace and write.



Circle the right letters.

1



Yy

Zz

2



Ww

Yy


3



Ww

Zz

4



Zz

Xx




Track 33

Listen and repeat.

Ww



watch



window



watermelon

Xx



box



fox



six

Yy



yacht



yo-yo



yellow

Zz



zebra




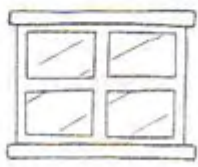
zoo



zero



Color the same sound with the same color.



Track 34

Listen and check.

1



Yes

No

2



Yes

No

3



Yes

No

4



Yes

No

Track 35 Read along!

I can see the 🦊.
The 🦊 is in the 🍉.

I can see the 🦊.
The 🦊 is in the 📦.

I can see the 🧶.
The 🧶 is in the 🚤.

I can see the 🦓.
The 🦓 is in the 🥥.

I can read!

(sight words)

can in



Trace and write.



Ww

Ww



Xx

Xx



Yy

Yy



Zz

Zz

Track 36 Let's chant!

Chant

m m



m m m

n n



n n n

o o



o o o

p p



p p p

q q



q q q

r r



r r r

s s



s s s

t t



t t t

u u



u u u

v v



v v v

w w



w w w

x x



x x x

y y



y y y

z z




z z z



Jump Over

Play



How to play

(See page 78.)

1. Pile up the flash cards (Mm-Zz) next to the board and put the counters on the **START**.
2. Pick a card from the pile and say the sound and the word **c-cat**. Then move the counter to the matching letter on the board. The counter landing on the pink stone goes forward 2 spaces and the counter landing on the yellow stone goes backwards 2 spaces.
3. The object of the game is to reach the **FINISH** first.




Circle the right letters.

1 p q **r**



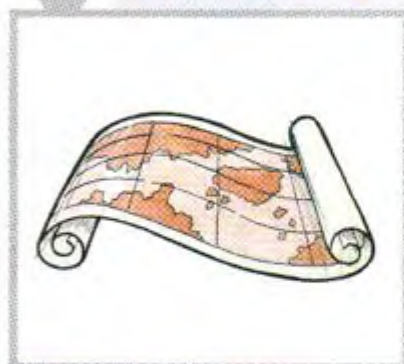
R Q P

2 p q r



R Q P

3 m n o



O N M

4 v w x



W X V

5 s t u



T S U

6 m n o



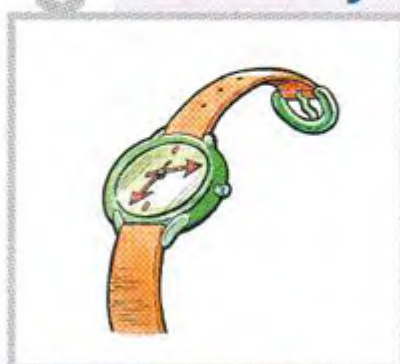
N M O

7 x y z



Z X Y

8 w x y



Y W X

9 t u v



U T V



Connect and write.

Oo



Rr



Tt



Vv



Zz





Track 37 Listen, write and circle.

1



2



3



4




5





Track 38 Listen and write.



Miss
a Turn



Ii



Bb



Any
Card



Oo



Tt



Ss



Hh



Any
Card



Aa



Nn



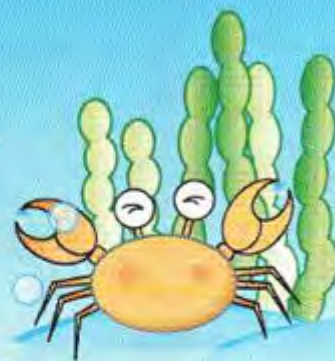
Gg

ABC Marble



How to play

1. Spread the flash cards (Aa-Zz) around the board and put the counters on the 'Go'.
2. Throw the dice, move the counter and read the letter where the counter stops. Then take as many matching picture cards as the number of the star next to the letter.
3. Take any picture cards when the counter stops on 'Any Card'. Throw the dice one more time when the counter stops on 'One More Go'. When the counter stops on 'Miss a Turn', miss a turn and take a rest on the shell, then start from the letter the arrow shows next turn.
4. The object of the game is to get more cards.



START



Ff



Ww



Any
Card



Mm



Zz



★★
Xx

★★★★
Any Card

★
Cc

★
Yy

★★
Jj

One More Go

Ll ★

Pp ★★

Uu ★

Dd ★★

Any Card ★★★

Kk ★

Ee ★

Any Card ★★★

Rr ★

Vv ★★★

Qq ★★★

Miss a Turn





Track 39

Listen, follow and circle the right house.







Track 40

Listen and check.

1

Where is the  ?The  is on the ...

1




2



3



2

Who has the  ?The ... has the  .

1



2



3



3

Who likes the  ?The ... likes the  .

1



2



3



CHALLENGE



Circle the right letter.



a
e
o



i
a
u



e
i
o



a
i
e



e
o
u



u
a
e



b
v
d



p
f
t



k
q
c



l
r
n



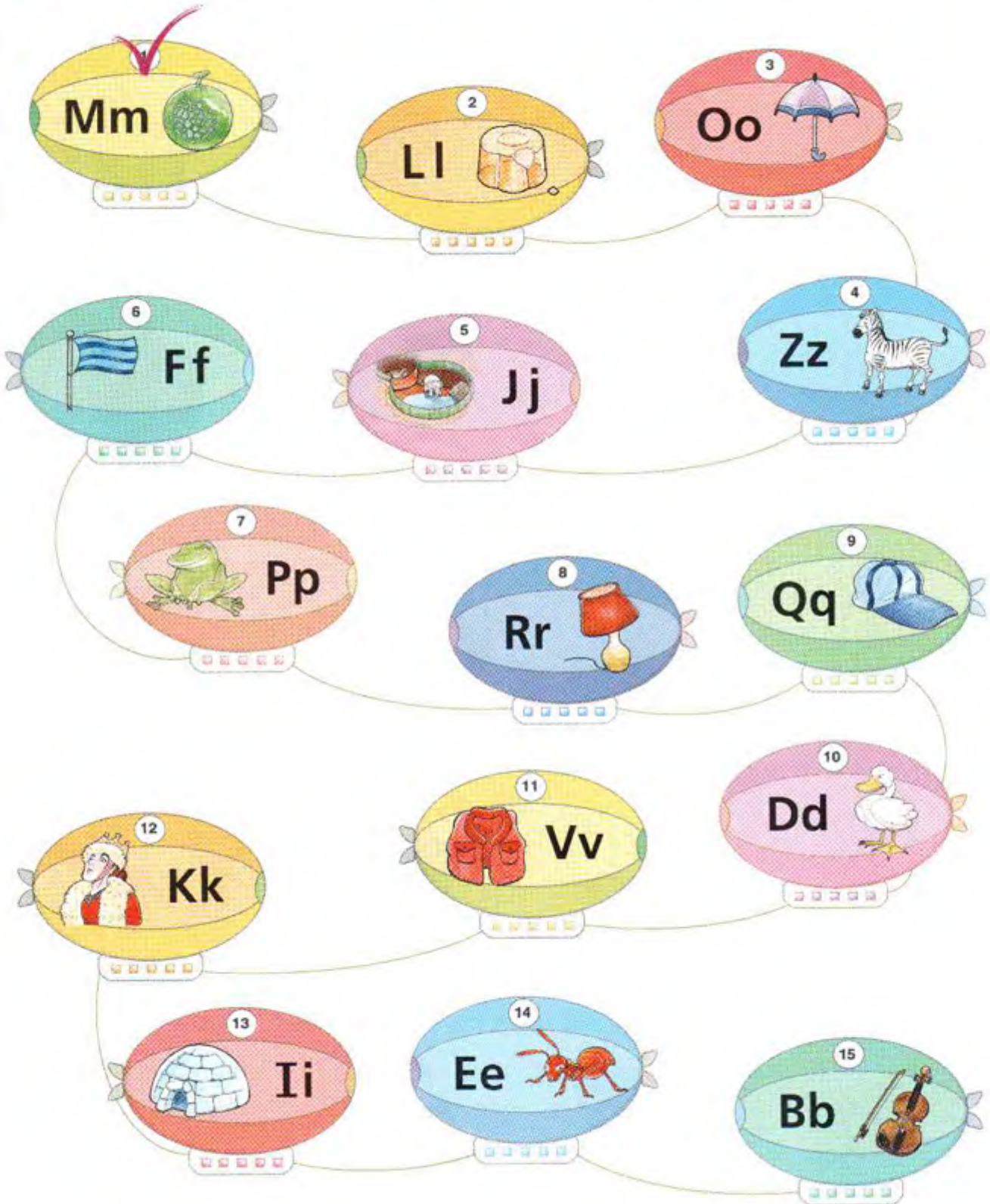
m
n
l



t
d
n



Check the right match.





Track 41

Listen to the word and check the right picture. (1~4)

e.g.



a



b



c

1



a



b



c

2



a



b



c

3



a



b



c

4



a



b



c



Track 42

Listen to the beginning sound and check the right picture. (5~8)

e.g.



b



c

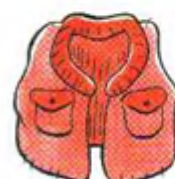
5



a



b



c

6



a



b



c

7



a



b



c

8



a



b



c



Track 43

Listen to each word and check the word with the right beginning sound. (9~11)

e.g.

Kk

a



b



9

Oo

a



b



c

10

Ee

a



b



c

11

Ll

a



b



c



Track 44

Listen to each word and write the beginning letters for the word. (12~15)

e.g.

**Bb**

12



13



14



15





Check the picture with a different beginning sound. (16~19)

e.g.



a



b



c

16



a



b



c

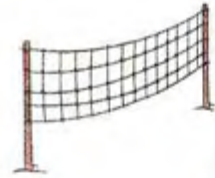
17



a



b



c

18



a



b



c

19



a



b



c



Check the right match. (20~23)

e.g.

Oo



a

Ii



b

Dd



20

Bb



a

Yy



b

Ee



c

21

Uu



a

Jj



b

Dd



c

22

Jj



a

Pp



b

Qq



c

23

Hh



a

Ee



b

Vv



c



Check the right beginning letters for the picture. (24~26)

e.g.



Ee

a

Oo

b

Aa



24



Pp

a

Ff

b

Vv

c

25



Ii

a

Uu

b

Ll

c

26



Oo

a

Aa

b

Uu

c



Write the beginning letters for the word. (27~30)

e.g.



Bb

27



28



29



30



Flick the Coin (Review 1)

1. 게임 보드를 책상 위에 펼쳐놓고 그림 카드 (Aa-Ll)를 보드 주위에 잘 보이게 늘어놓는다.
2. 보드의 네 귀퉁이에 동전을 하나씩 놓는다.
3. 전체를 두 팀으로 나눈 다음 팀이 돌아가며 동전을 튕겨 동전이 떨어진 곳의 글자를 보고 해당되는 소리를 말한다. (즉 Aa에 떨어지면 'a' 라고 말한다.)
4. 해당되는 그림 카드를 한 장 가져가며 소리와 단어를 말한다. (즉 사과 그림을 가져갈 경우 'a-apple' 이라고 말한다.) 이때 웃는 얼굴에 동전이 오면 어떤 카드든지 가져갈 수 있고 폭탄에 떨어지면 한 번을 쉬어야 한다.
5. 게임을 할 때마다 동전은 어느 것이든 선택할 수 있으며 그림 카드를 많이 모으는 팀이 이긴다.

Jump Over (Review 2)

1. 보드를 책상 위에 펼쳐놓고 그림 카드 (Mm-Zz)를 보드 옆에 쌓아놓는다.
2. 두 팀으로 나누고 각 팀의 말을 START에 놓는다.
3. 두 팀이 교대로 쌓아놓은 카드에서 한 장을 뽑은 다음 해당되는 소리와 단어를 읽는다. (예를 들어 고양이 그림을 뽑으면 c-cat이라고 읽는다.) 그런 후 말을 해당되는 글자로 옮겨놓는다. 이때 분홍색() 돌에 도착하게 되면 앞으로 2칸을 더 갈 수 있고 노란 색() 돌에 도착하게 되면 뒤로 2칸을 돌아가야 한다.
4. 먼저 FINISH에 도착하는 팀이 이긴다.

ABC Marble (Challenge)

1. 게임 보드가 있는 페이지를 펼쳐놓는다.
2. Aa-Zz까지의 flash card를 보드 주위에 늘어놓고 말을 'Go' 에다 놓는다.
3. 두 팀이 교대로 주사위를 던져 나온 숫자만큼 말을 움직이고 말이 도착한 곳의 글자를 읽은 후 (예, Aa 에 도착하면 'a' 라고 읽는다.) 글자 옆에 있는 별의 숫자만큼 해당되는 카드를 가져간다. (예, 별이 세 개면 'a' 로 시작하는 단어 카드를 세 장 가져갈 수 있다.)
4. 말이 'Any Card'에 도착하면 어떤 카드든지 가져갈 수 있다.
말이 'One More Go'에 도착하면 주사위를 한 번 더 던질 수 있다.
말이 'Miss a Turn'에 도착하면 조개에서 한 번을 쉬었다가 다음 번에 화살표가 가리키는 글자에서 게임을 시작하면 된다.
5. 카드를 많이 모은 팀이 이긴다.

Answer Key for Test

1.c 2.a 3.a 4.b 5.b 6.b 7.a 8.c 9.b 10.c
11.a 12.Hh 13.Gg 14.Rr 15.Ww 16.c 17.a 18.b 19.a 20.b
21.a 22.a 23.c 24.b 25.a 26.a 27.Mm 28.Dd 29.Tt 30.Pp

Flick the Coin

Hh

Kk

Jj

Cc

Bb

Ee

Dd

Aa

Ee

Ii

Hh

Ll

Dd



Gg



Ll

Ff



Jj

Ll

Bb

Cc

Kk



Aa

Ff

Ii



Gg

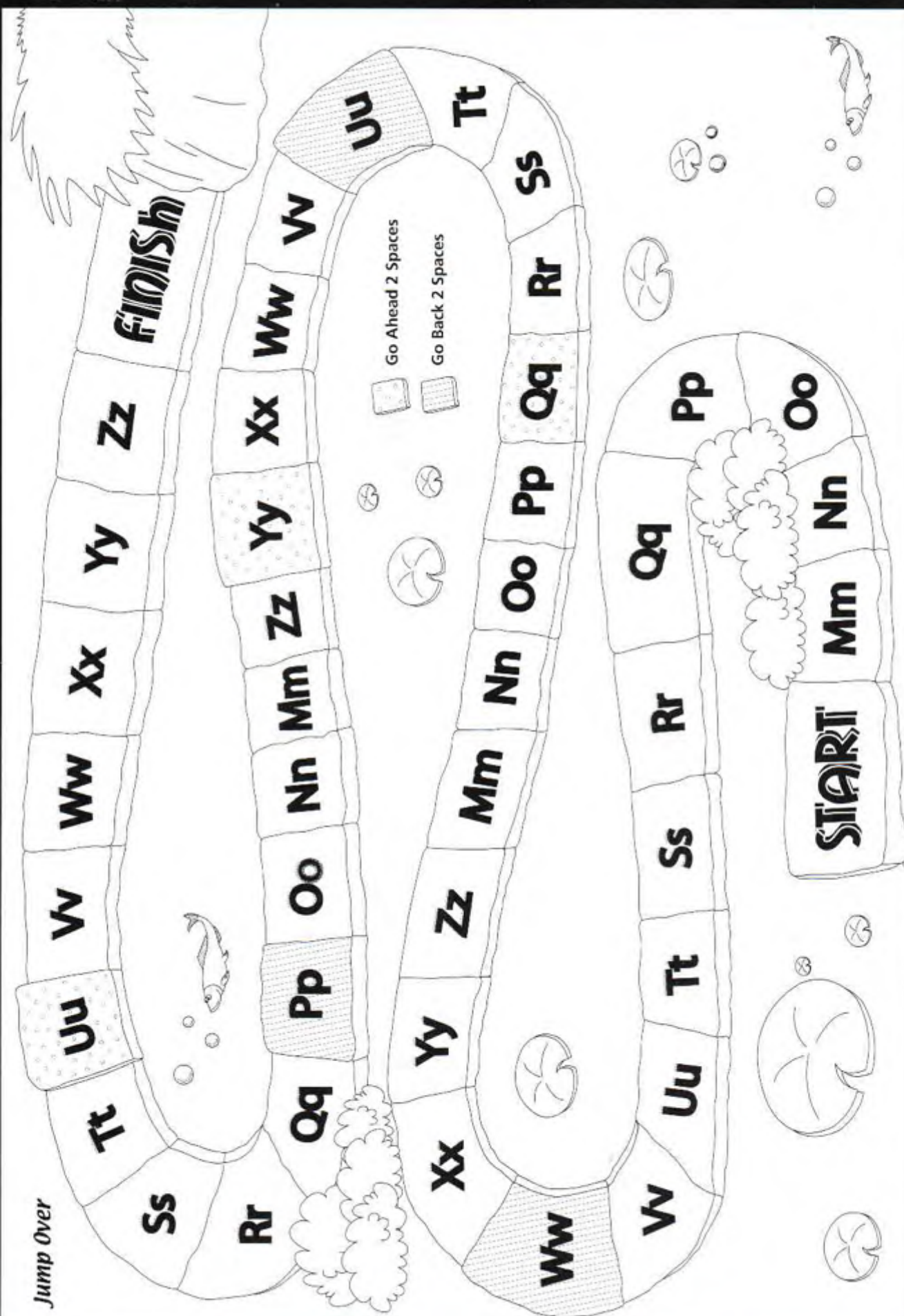


Miss a Turn



Any Card

Jump Over



Ww

Ww

Vv

Vv

Xx

Xx

Xx

Ww

Zz

Yy

Yy

Yy

Zz

Zz

Bb

Aa

Aa

Aa

Cc

Cc

Bb

Bb

Dd

Dd

Dd

Cc

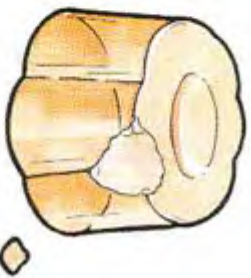
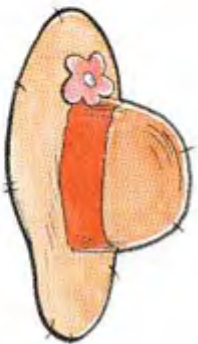
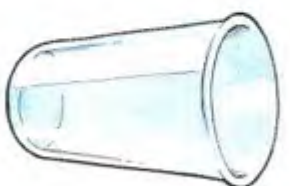
Ff

Ee

Ee

Ee

Picture Cards



Ff

Gg

Ii

Jj

Ff

Hh

Ii

Jj

Gg

Hh

Ii

Kk


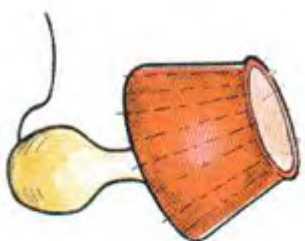

Gg

Hh

Jj

Kk

Picture Cards



Ll

Ll

Ll

Kk

Nn

Mm

Mm

Mm

Oo

Oo

Nn

Nn

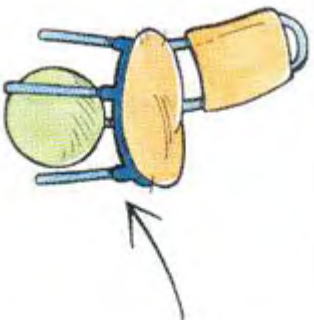
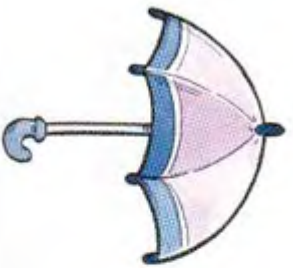
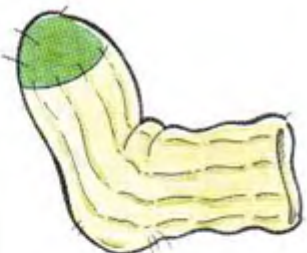

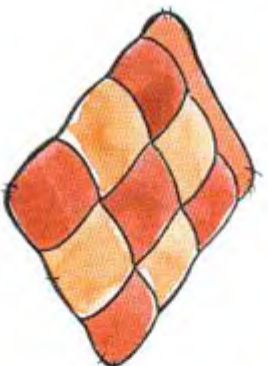
Pp

Pp

Pp

Oo

Picture Cards



Rr

Qq

Qq

Qq

Ss

Ss

Rr

Rr

Tt

Tt

Tt

Ss

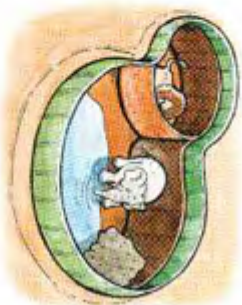
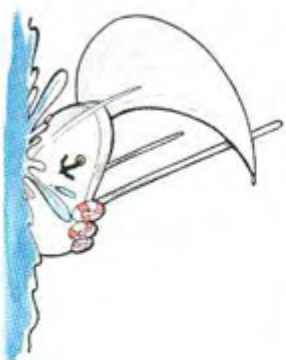
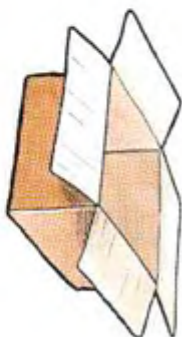
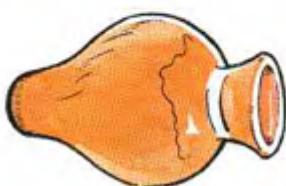
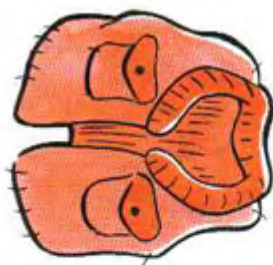
Vv

Uu

Uu

Uu

Picture Cards



Picture Cards

