



unrwa  
الأونروا

Education Programme  
- Jordan Field

## SELF-LEARNING MATERIALS - THE FIRST SEMESTER 2020/2021

**SUBJECT: ENGLISH LANGUAGE**

**GRADE: 7<sup>TH</sup> GRADE**



**LEARN HOW TO LEARN**

بناءً على توجّهات برنامج التربية والتعليم في إقليم الأردن وتماشياً مع متطلبات توظيف التعلم المدمج في مدارس وكالة الغوث الدولية، وحرصاً على توفير فرص تعلم عادلة لجميع أبنائنا الطلبة؛ تم العمل على توفير مواد التعلم الذاتي التي تهدف إلى تمكين الطلبة من اكتساب المعرفة والمهارات والقيم الأساسية في جميع المباحث الدراسية وذلك تماشياً مع المنهاج الوطني الأردني.

كما وتهدف مواد التعلم الذاتي إلى إكسابهم مجموعة من المهارات الحياتية مثل: الاستقلالية وتحمل المسؤولية والتعلم المستمر ومهارات الاتصال والتواصل، والتفكير الناقد، وحل المشكلات، ومهارات التعلم والقراءة والفهم والبحث وغيرها.

تم إعداد هذه المواد استناداً إلى منحى التعلم الذاتي بحيث تكون مصاحبة وموازية للكتاب المدرسي، ويتم توظيفها من خلال تنقل الطالب بين الكتاب وبين صحيفة التعلم الذاتي مستعيناً بمهارات القراءة وتأمل محتوى الصحيفة والتفاعل المباشر مع الأنشطة والتدريبات والإجابة عن أسئلة التقويم ومراجعتها بالاستعانة بدليل الإجابة النموذجية المرفق مع صحيفة التعلم الذاتي، سعياً إلى إتقان التعلم.

وقد شارك في إعداد هذه المواد نخبة متميزة من الخبراء المختصين والمعلمين في جميع المناطق في إقليم الأردن، وسيتم استخدام هذه المواد لدعم التعلم في المدارس في حالات الطوارئ COVID. ومنها جائحة فيروس كورونا (19-)

## فريق إعداد مواد التعلم الذاتي - الفصل الدراسي الأول 2020

مروان محسن	غادة شامية	منى أبو صالح	نور أبو خيران	خلود رشيد
------------	------------	--------------	---------------	-----------

### لجنة الإشراف و المتابعة

المنسق: عامر درويش	وحدة: التقييم	مركز التطوير التربوي
الخبرة التربوية: نور ابو خيران	إدارة التعليم	منطقة الزرقاء

### إرشادات وموجهات للطلبة وأولياء أمورهم في استخدام مواد التعلم الذاتي:

#### إرشادات خاصة بالطلبة:

أعزائي الطلبة لقد قام برنامج التعليم في الأردن بإعداد مواد التعلم الذاتي لكم ومن أجلكم، حرصاً على استمرارية تعلمكم في الظروف المختلفة، ولضمان التعامل مع هذه المواد بطريقة فاعلة، يرجى اتباع الإرشادات التالية:

- تم إعداد هذه المواد من أجل تعلمها بمتابعة ومساندة الأهل، وهي تتطلب وجود الكتاب المدرسي معكم أثناء تعلمكم.
- الالتزام بتعليمات المعلم الخاصة بتوظيف مواد التعلم الذاتي لأنها صممت بهدف تطوير مهارتكم.
- قراءة صحائف التعلم الذاتي قراءة متأنية وبتركيز، وحل الأنشطة والتدريبات فيها بدقة والالتزام.
- يتطلب منكم قراءة هذه المواد والتفاعل معها من خلال حل الأنشطة والتمارين الواردة فيها أو التي توجه إلى حلها من الكتاب المدرسي، لذا يطلب منك عمل ملف يتضمن تنفيذك للأنشطة والتمارين والتقويم الختامي، كي يتمكن المعلم من متابعة ذلك وتقديم الدعم والمساندة لكم.
- الاطلاع على الأهداف الخاصة بكل وحدة أو درس قبل البدء بالدراسة (يفضل طلب المساعدة من المعلم عند الضرورة).
- التقييم الذاتي من خلال الإجابة عن أسئلة التقويم النهائي في صحائف التعلم الذاتي.

#### إرشادات خاصة لأولياء أمور الطلبة:

أعزائي أولياء أمور الطلبة: حرصاً من برنامج التعليم في إقليم الأردن على مواصلة تعلم أبنائكم، تم إعداد هذه المواد لضمان استمرارية تعلم أبنائكم. وللاستفادة من هذه المواد بطريقة فاعلة، يرجى اتباع الإرشادات التالية:

- دعم أبنائكم وتشجيعهم على التعلم الذاتي في البيت.
- توفير مصادر التعلم اللازمة لإبنائكم.
- مساعدة أبنائكم في تنظيم أوقات تعلمهم.
- متابعة أبنائكم في أثناء التعلم الذاتي.
- التواصل مع المدرسة والمعلم في متابعة تعلم أبنائهم من خلال الهواتف ووسائل التواصل الاجتماعي مثل المجموعات المدرسية على الفيس بوك والواتسب لطلب المساعدة وقت الحاجة.

### Table of Content

Page	Module/ Unit Title
5	<b>Module 1: What do you do?</b>
19	<b>Module 2: Fighting global warming.</b>
33	<b>Module 3: Visiting places.</b>

<b>Grade:</b>	7 <sup>th</sup>	<b>Subject:</b>	English language	<b>Unit:</b>	Module 1
---------------	-----------------	-----------------	------------------	--------------	----------

<b>Worksheet No. ( 1 )</b>	<b>Title: What do you do?</b>
----------------------------	-------------------------------

<b>Objectives:</b>	<b>Dear Student, by doing this worksheet, you are expected to:</b>
--------------------	--

- Predict the meaning of new vocabulary items.
- Practice the present simple tense to talk about peoples' jobs and routines.



[QUESTIONS]

[ANSWERS]

Q1) What is your father's job?


Q2) Is his job boring or interesting ?

Q3) Describe your everyday routine ?

**Try to guess the meaning of the underlined vocabulary items :**

1. We think that the life of the pilot is exciting and never boring .
2. I love my job, it's interesting .
3. The pilot should check the flight details .
4. After the attendants and the passengers get on and take their seats the plane take off

Check your AB  
P. 69 +70 for  
words  
definitions



## The present simple

**\* We use the present simple to talk about things that we do regularly.  
(like states and daily routines)**

Present Simple Affirmative	
<div> <div>He She It</div> <div>}</div> <div>V + <b>s/ es</b></div> </div>	<div> <div>I We They you</div> <div>}</div> <div>V</div> </div>

**She** never **arrives** early.      **I** always **arrive** early.

Present Simple Negative	
<div> <div>He She It</div> <div>}</div> <div>+ Does + not ( doesn't) + + V. base form</div> </div>	<div> <div>I We They you</div> <div>}</div> <div>+ Do + V. Base form</div> </div>

**A pilot** **doesn't fly** more than 100 hours a month .

Good **students** **don't talk** at class .

Present Simple Interrogative	
<div> <div>He She It</div> <div>}</div> <div>+ Does V. base form</div> </div>	<div> <div>I We They you</div> <div>}</div> <div>+ Do + V. Base form</div> </div>

**Do/Does + Subject+ V. base form ... ?**

Do *you* go to school on Friday ?

Does *he* work at your company ?

Open your AB P. 6

Do Ex. 2+3+4



## Test yourself

### 1. Match the words with their meanings : -

- |              |   |
|--------------|---|
| 1- Flight    | a- someone who is travelling in a vehicle . |
| 2- Passenger | b- involving a lot of risk                  |
| 3- Dangerous | c- a journey in a plane                     |
| 4- Take off  | d- to leave the ground by begin to fly      |

1( ) 2( ) 3( ) 4( )

Open your AB P. 8

Do Ex. 6

### 2. Underline the correct form of the verbs : -

- 1- A pilot need / needs courage and dedication .
- 2- Pilots arrive / arrives an hour before their flight .
- 3- Samira don't / doesn't like driving .
- 4- I don't / doesn't go fishing .
- 5- Do / Does you enjoy reading ?
- 6- Do / Does she live in Amman ?

### Daily routine

		
Wake up	Get up	Have a shower
		
Get dressed	Brush my hair	Eat breakfast
		
Leave the house	Drive	Take the bus
		
Walk	Go for a walk	Exercise

### 3. Write a short paragraph about your daily routines.

#### Use adverbs of frequency.

.....

.....

.....

.....



<b>Grade:</b>	7 <sup>th</sup> grade	<b>Subject:</b>	English Language	<b>Unit:</b>	Module 1 / p.9
---------------	--------------------------	-----------------	---------------------	--------------	----------------

<b>Worksheet No. (2)</b>	Why do some people like danger?
------------------------------	---------------------------------

<b>Objectives:</b>	Dear Student, by doing this worksheet, you are expected to:
--------------------	---

- 1) Guess the meaning of the vocabularies related to the dangerous activities and jobs.

Dear little thinkers, try to answer these questions by yourself:

- 1) What is your father's job?
- 2) Which activity or job do you prefer?
- 3) Do you know people who works as a policeman? A pilot? A fireman?...etc

First, let's study these sentences and try to guess the meanings of the underlined words:

- 1) A policeman has a very dangerous job.
- 2) A fireman fights and puts out fi res.
- 3) A miner digs up coal and gold from the ground.
- 4) A stuntman performs dangerous actions in a fi lm.
- 5) An artist probably does not have to take physical risks.
- 6) This is my first rally driving experience.
- 7) Scuba diving is the sport of diving underwater.

Check the  
glossary in  
your AB P.  
69-70



8) Rock fishing is to try to catch fish on the rocks.

9 You can do different activities in the mountains, such as rock climbing and mountain biking.

10) I like horse riding competitions. They're very interesting!

1. Now, try by yourself! Match the words with the pictures

Scuba diving/ rock fishing / horse riding / policeman / fireman / miner / mountain biking / rock climbing / stuntman / rally driving /artist

1.



2.



3.



4.



5.



6.



7.



8.



9.



10.



11.



2. Can you classify the activities and the jobs from the previous word.

Activities	Job

3. In your opinion, what are the most dangerous activities and jobs?

.....  
.....

**4) Write a short paragraph about your favorite job or activity.**

**These note may help you:**

- **Why do you prefer it?**
- **Is it dangerous or safe ?**
- **Is it interesting or boring?**
- **Is it challenging?**

<b>Grade:</b>	7 <sup>th</sup> grade	<b>Subject:</b>	English language	<b>Unit:</b>	Module 1 /p.10
---------------	--------------------------	-----------------	---------------------	--------------	----------------

<b>Worksheet No. ( 3 )</b>	<b>Title:</b> Why do some people like danger?
--------------------------------	---

<b>Objectives:</b>	<b>Dear Student, by doing this worksheet, you are expected to:</b>
--------------------	--

➤ Read the interview and answer the comprehension questions :

Dear little thinkers, try to answer these questions by yourself:

- 1) Do you have phobia for anything?
- 2) Why do you feel fear? And when?
- 3) Why do some people do dangerous activities or jobs?

First, let's read this interview then try to answer the following questions



**Journalist:** Why do some people do dangerous activities and jobs?

**Dr Fred:** It is because there are two elements in danger: one is fear , the other is the need to defeat fear. When they defeat fear, people feel a physical reaction.

**Journalist:** So, do we always need to do dangerous activities to get this feeling?

Dr Fred: Not at all! Take a journalist, a football player or even an artist. They probably do not have to take physical risks. But the artist, the rock climber or the mountain biker feel the same physical enjoyment as a footballer after scoring a goal.

Journalist: What about people who work in dangerous professions?

Dr Fred: Well, policemen, firemen or even stuntmen share a certain type of personality with artists and sportsmen who practice dangerous sports. But they perform dangerous activities because these are part of their job.

**Now, try by yourself! Answer the questions:**

1) Why do some people perform dangerous activities and jobs?

.....  
.....  
.....

2) What are the two elements of fear?

.....  
.....  
.....

3) When people defeat fear, they have physical .....

a) Reaction                      b) risks                      c) enjoyments

4) T or F ( ..... ) The job that do not have to take physical risks is mountain biking.

5) What do a football player, a stuntman and a policeman have in common?

.....  
.....  
.....

6) In your opinion, in what way is a fireman different from a mountain biker?

.....  
.....  
.....

7) Find out : a) present simple verb .....

b) an adjective .....

c) The underlined pronoun they refers to .....

d) A word that means a person who fights and puts out  
fires.....

8) According to you:

- What do you like to do?

- And what do you feel when you do any of the dangerous activities or jobs?

.....

.....

.....

<b>Grade:</b>	7 <sup>th</sup> grade	<b>Subject:</b>	English Language	<b>Unit:</b>	Module 1 / p. 11
---------------	--------------------------	-----------------	---------------------	--------------	------------------

<b>Worksheet No. ( 4 )</b>	<b>Title:</b> Why do some people like danger?
--------------------------------	---

<b>Objectives:</b>	<b>Dear Student, by doing this worksheet, you are expected to:</b>
--------------------	--

- Form agents/ doer from the verb

Dear little thinkers, try to answer these questions by yourself:

- 1) What do you call the one who teaches you?
- 2) What do call the one who treat sick people?

First, let's study the following rule:

## Rule:

We add -er suffix to all verbs to form the noun for the "doer" of the action.




- read > reader
- hate > hater
- hit > hitter

To fish is the exception as the person who fishes is a "fisherman", not a "fisher".

- Fire > fireman
- Police > policeman

## Now, try by yourself !

1) Can you change the verbs into nouns by adding the er suffix?

	<u>Verb</u>		<u>Noun</u>
	teach	➔	_____
	build	➔	_____
	sleep	➔	_____

2) Form the doer:


farm		sing	
drive		paint	
jump		write	
run		ride	
dive		bake	
walk		think	
help		print	
learn		sew	

3) What do we call the people who do these activities?


Write the corresponding forms.



.....



.....



.....



.....



## Modal Answers Worksheet 1

### EX. 1

( C )      2( a )      3( b )      4( d )

### EX.2

- 1- needs
- 2- arrive
- 3- doesn't
- 4- don't
- 5- Do
- 6- Does

### Ex. 3

Student's own answer.

## Modal answers/ Worksheet 2

### Ex.1

- 1. policeman
- 2. fireman
- 3. horse riding
- 4. mountain biking
- 5. rock fishing
- 6. rock climbing
- 7. scuba diving
- 8. rally driving

9. stuntman

10. miner

11. artist

**Ex.2**

Activities	Job
horse riding	policeman
mountain biking	fireman
rock fishing/ rock climbing	stuntman
scuba diving	miner
rally driving	artist

**EX.3**

In my opinion, the most dangerous activity is mountain biking and the most dangerous job is a stuntman .

**EX. 4 Suggested answer:**

My favorite activity is horse riding. It is fun. I like horses very much. It is safe and interesting. It is very challenging .

**Modal Answers Worksheet 3**

- 1) People perform dangerous activities or have dangerous jobs to defeat fear.
- 2) There are two elements in danger: one is fear , the other is the need to defeat fear.
- 3) Reaction.
- 4) False.
- 5) A football player, a stuntman and a policeman all feel the same physical enjoyment.
- 6) A fireman does his activity as a part of his job, whereas a mountain biker does it to overcome fear.
- 7) a) do/are/is/defeat/feel/need/get/work/share/practice/perform.  
b) Dangerous/physical.  
c) A journalist, a football player or an artist.  
d) A fireman.
- 8) Suggested answer:  
-I like to climb rocks. It is a very dangerous activity and it is wonderful. I feel excited and thrilled.  
- I like to drive fast so I will join a rally driving soon. It is really exciting.

## Modal Answers Worksheet 4

### EX.1

- 1) Teacher
- 2) Builder
- 3) Sleeper

### Ex.2

farm	farmer	sing	singer
drive	driver	paint	painter
jump	jumper	write	writer
run	runner	ride	rider
dive	diver	bake	Baker
walk	walker	think	thinker
help	helper	print	printer
learn	learner	sew	sewer

### Ex.3

- a) rally driver
- b) rock fisherman
- c) mountain biker
- d) scuba diver

<b>Grade:</b>	7th	<b>Subject:</b>	English	<b>Unit:</b>	Module 2/ unit 1
---------------	-----	-----------------	---------	--------------	------------------

<b>Worksheet No. ( 1 )</b>	<b>Fighting global warming</b>
----------------------------	--------------------------------

<b>Objectives:</b>	<b>Dear Student, after doing this worksheet, you are expected to:</b>
--------------------	---

- Use new vocabulary items to talk about the global warming.
- To give orders using the imperative form.
- Use adverbs of frequency correctly.



First, look at these pictures, and try to describe each one in one sentence.



.....

.....

Now let's study some vocabulary

Check your AB  
P. 70 +71 for  
words'  
definitions

1. Fill in the blanks with the suitable words from the box.

Global warming      temperature      Earth  
atmosphere      climate      droughts      storm  
flood      carbon dioxide      violent      warms up  
heats up      freeze      melting

1. Earth's ..... has changed over the years.
2. So many houses have been destroyed because of the ..... .
3. Our planet, ..... is in danger.
4. We breathe in oxygen, and breathe out ..... .
5. .... could destroy plants and farms.
6. The sun ..... The atmosphere.
7. Ice in the polar regions is ..... .
8. We need to slow down the ..... in order to save our planet.



Global warming is affecting our planet Earth, which in turn affects our lives. It has so many dangerous impacts on our lives, the planet and the environment.

Open your **pupil's book**, on **P.18**

Read the text, then answer these questions.

1. What does our climate depend on?
2. What can we do to stop the effect of global warming?
3. How does the global warming affect our lives?

Go to your  
AB P.14

Do Ex. 1 + 2

# GRAMMAR?

Study how to use  
**the imperative**

## The imperative

You can use the  
imperative form to:



DOs

1. Give  
orders

Stand up!



2. Give a warning  
or advice

Don't walk over the grass!



3. Make a  
request

Pass me the salt,  
please!

The imperative is  
formed with the verb  
without a subject

Use the base  
form of the  
verb.

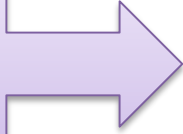
"**Open** your  
book."

The negative  
imperative is formed  
with Do not / Don't  
and the verb

Don't + base  
form of the  
verb

"Don't **shout**!"

2. Put the verbs in brackets into the correct form:



1

upstairs. (*to go*)

2

in this lake. (*not/to swim*)

3

your homework. (*to do*)

4

football in the yard. (*not/to play*)

5

your teeth. (*to brush*)

6

during the lesson. (*not/to talk*)

7

the animals in the zoo. (*not/to feed*)

8

the instructions. (*to read*)



Open your AB P. 15


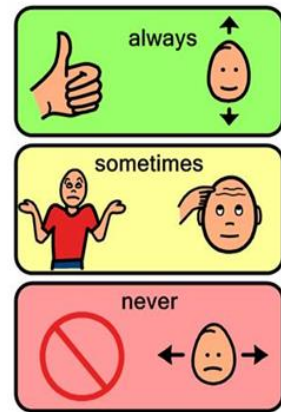
Do Ex. 1 +2



## Adverbs of frequency

Adverbs of frequency are adverbs that shows how often we do something.

They are:



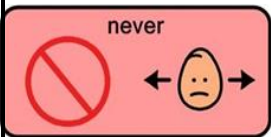
Is used when you do something all the time.

I always recycle paper and plastic.



Is used when you do something part of the time.

Samar sometimes goes to the park.



Is used when you don't do something at all.

Ali never cuts down trees.



Remember to use the present simple verb with adverbs of frequency.

**REMEMBER**



### The present simple

I	} + V base form	He	} V+s/es
We		She	
They		it	
You			

3. Write 3 sentences about things you usually, sometimes or never do.



.....

.....

.....



Use **(how often)** to ask about how often something happens.

How often **does** Ali clean his room? He always cleans **s** his room.

How often **do** you plant trees? I always plant trees.

**REMEMBER**



How often ...			
I	}	+	Do
We			
They			
You			
He	}	+	Does
She			
It			

Open your AB

P. 17

Do Ex. 7 + 8



UNRWA- Department of Education- Jordan Field  
Self-Learning Program

<b>Grade:</b>	7th	<b>Subject:</b>	Recycling	<b>Module/Unit:</b>	Module 2/ Unit 2
---------------	-----	-----------------	-----------	---------------------	------------------

<b>Worksheet No. ( 2 )</b>	<b>Title: Do you recycle?</b>
----------------------------	-------------------------------

<b>Objectives:</b>	<b>Dear Student, by doing this worksheet, you are expected to:</b>
--------------------	--

- To determine the meanings of words related to recycling.
- To read instructions for recycling
- To write a list of reusable things
- To discuss environmental projects

**Before we get started... try to answer these questions:**

Q.1: What is the meaning of recycling?






Q.2: Do you often recycle paper, cans, bottles and other old things?

Q.3: Do you have a recycling in your neighborhood?



Q.4: Why do you recycle?

- Match the words with the related pictures:

Go back to your glossary in the activity book page (70- 71) to check their definitions. You can also look up the words in the dictionary.

<u>The word</u>		<u>The picture</u>
<b>Environment</b>		
<b>Recycle</b>		
<b>Aluminium</b>		
<b>Pollution</b>		
<b>To rinse</b>		

<b>Instructions</b>		
<b>Newspapers</b>		
<b>Food wraps</b>		
<b>Nappies</b>		
<b>Junk mail</b>		
<b>Rubber bands</b>		
<b>Bottle tops</b>		

<b>Bottles</b>		
<b>Magazine</b>		

Open your pupil's book (P. 22) and Read instructions about recycling paper and plastic and answer the following questions.

- **After reading the text choose the correct answer:**

**1. Recycling paper includes:**

- A. white paper, newspapers and mixed- colour paper.
- B. Cans and bottles
- C. Plastic bags

**2. In recycling paper we remove:**

- A. Magazines
- B. Rubber bands and stickers
- C. White paper

**3. Mixed- colour paper includes:**

- A. White paper
- B. Newspapers
- C. Magazines

**4. when recycling plastic, remove:**

- A. plastic bags
- B. Nappies
- C. Water bottles

**5. In order to save space in your recycling bin:**

- A. Don't put anything in it.
- B. Bring another recycling bin
- C. Crush plastic containers



**Choose one of these projects**

- A jumble sale
- Having a recycling workshop
- Replacing traditional light bulbs with energy-saving ones
- Reusing certain materials (paper, wood ...)
- Repairing broken machines

**1. Discuss a campaign with your group:**

- The aim of the project (fixing broken things, recycling, reusing)
- When to start (the day you are ready to start working on the project)
- What to recycle (paper, cans, books, bottles)
- The benefits of the project (Saving the environment, ...)
- The leaflets needed for the campaign (design a leaflet that talks about your project and the things you will recycle)



**Check the sample below**



**Come to our jumble sale**

Don't keep your old clothes and toys at home!  
Somebody needs them!  
Bring them to our end-of-the-year  
jumble sale at school.

**Help us stop waste!!**

Bring your used clothes, furniture,  
toys and sporting goods.  
Put the things you don't use to good use!  
REMEMBER THE THREE "R"s  
Reduce, Recycle and Reuse!  
Any questions?  
We are the students of ...  
Contact us in room ...



## Modal Answers Worksheet 1

### Ex. 1

1. Earth's **climate** has changed over the years.
2. So many houses have been destroyed because of the **storm** .
3. Our planet, **Earth** is in danger.
4. We breath in oxygen, and breath out **Carbon dioxide**
5. **Floods** could destroy plants and farms.
6. The sun **warms up** the atmosphere.
7. Ice in the polar regions is **melting** .
8. We need to slow down the **global warming** in order to save our planet.

### Ex.2

1. Go
2. Don't swim
3. Do
4. Don't play
5. Brush
6. Don't talk
7. Don't feed
8. Read

### EX.3

( suggested answers)

1. I always clean my school.
2. Me and my friends sometimes plant trees.
3. I never throw away paper or plastic.

## Model answers Worksheet 2

- After reading the text choose the correct answer:

**1. Recycling paper includes:**

- A. white paper, newspapers and mixed- colour paper.
- B. Cans and bottles
- C. Plastic bags

**2. In recycling paper we remove:**

- A. Magazines
- B. Rubber bands and stickers
- C. White paper

**3. Mixed- colour paper includes:**

- A. White paper
- B. Newspapers
- C. magazines

**4. when recycling plastic, remove:**

- A. plastic bags
- B. Nappies
- C. Water bottles

**5. In order to save space in your recycling bin:**

- A. Don't put anything in it.
- B. Bring another recycling bin
- C. Crush plastic containers

<b>Grade:</b>	7 <sup>th</sup>	<b>Subject:</b>	English language	<b>Unit:</b>	Module 3/ unit 1
---------------	-----------------	-----------------	------------------	--------------	---------------------

<b>Worksheet No. ( 1 )</b>	Visiting places
----------------------------	-----------------

<b>Objectives:</b>	Dear Student, by doing this worksheet, you are expected to:
--------------------	---

- Use new vocabulary items to describe places.
- Use countable/ uncountable nouns correctly.
- Talk about quantities using there is / there are and some / any.



First, look at these pictures, and try to describe each one in one sentence.



Now let's study some vocabulary

Check your AB  
P. 72 +73 for  
words  
definitions

1. Fill in the blanks with the suitable words from the box.

Street      bridge      underground station      food  
market      shop      restaurant      trader

1. We need to go over the ..... In order to get to the other side.
2. In London, there are a lot of ..... you can take the train from there.
3. We had lunch in a fancy .....
4. Sami went to the ..... to buy some .....
5. The ..... Sells cakes and bread at his .....
6. Walk through this ..... and you will get to the museum.

2. Read this leaflet about Souk Jara, then fill in the blanks with the suitable word from the box.

Annual      outdoor      handicrafts      antique  
homemade      traditional      inexpensive      bread      honey

Souk Jara is a market in Amman, Jordan.

The Souk (market) is a major tourist attraction

lying next to Rainbow Street in Jabal Amman,


it features handicrafts, antiques, crafts, food,

street wear, art and traditional products from around the Kingdom.



It is available on each Tuesday on winter nights, between mid-November and early March from 10PM till 2AM. Film screenings, concerts and other cultural activities are commonplace.

1. You can buy ..... and ..... from the food market in Souk Jara.
2. Souk Jara is an ..... event, that happens every winter.
3. You can buy beautiful .....
4. There are so many ..... Products in Souk Jara.
5. The products in Souk Jara are ..... You can buy them with good price.



## Countable & uncountable nouns

Study the  
difference  
between  
countable and  
uncountable

### COUNTABLE

They can be singular or plural

an apple



some apples



### UNCOUNTABLE

They are always singular

coffee



milk



money



pasta



Task

3. Write countable **(C)** or uncountable **(UN)** beside each word:

1. milk .....
2. honey .....
3. toys .....
4. building .....
5. pen .....
6. sugar .....
7. oil .....
8. keys .....
9. carrots .....
10. tea .....



Study how to use  
**There is / there are**

**There is / There are**

ENGLISH  
GRAMMAR

# There is - There are



**Meaning:** To say that something exists (or doesn't exist)

A  
F  
F  
I  
R  
M  
A  
T  
I  
V  
E

There **is** + singular noun

There **is** a book on the desk.

There **are** + plural noun

There **are** books on the desk.

There **is** + uncountable noun

There **is** some milk in the fridge.

N  
E  
G  
A  
T  
I  
V  
E

There **isn't** + singular noun

There **isn't** a pen on the table.

There **aren't** + plural noun

There **aren't** any pens here.

There **isn't** + uncountable noun

There **isn't** any juice in the fridge.

Q  
U  
E  
S  
T  
I  
O  
N  
S

There **is** a cat on the chair.

There **are** cats on the sofa.

**Is** there a cat on the chair ?

**Are** there cats on the sofa ?

Go to your AB  
P.26

Do Ex. 3 + 4

## CONTRACTIONS

There's = There is

There's not = There is not

There isn't = There is not

There aren't = There are not



Study how to use  
**Some / Any**

Quantifiers:  
**Some/ Any**

English  
Grammar

# A - An - Some - Any



**A / AN + singular countable nouns**

**A** + CONSONANT SOUND

There is **a** bottle on the table.

**AN** + VOWEL SOUND

There is **an** apple on the table.

**SOME / ANY + plural countable nouns & uncountable nouns**

**+** affirmative **SOME** There is **some** cheese in the fridge.

**-** negative **ANY** There isn't **any** cheese in the fridge.

**?** questions \* **ANY** Is there **any** cheese in the fridge?

		Countable SINGULAR	Countable PLURAL	UNCOUNTABLE
<b>+</b>	affirmative	<b>A / AN</b>	<b>SOME</b>	<b>SOME</b>
<b>-</b>	negative	<b>A / AN</b>	<b>ANY</b>	<b>ANY</b>
<b>?</b>	questions *	<b>A / AN</b>	<b>ANY</b>	<b>ANY</b>



**4. Complete the sentences with **some** or **any**:**

1. I bought ..... oranges. Let's make fresh juice.
2. There isn't ..... Milk in the fridge.
3. Eat ..... Fruits. It is good for your health.
4. Are there ..... Students in the class?
5. I haven't got ..... fish.

Open you AB p. 25

Do Ex. 1

<b>Grade:</b>	7 <sup>th</sup> Grade	<b>Subject:</b>	English Language	<b>Unit:</b>	Module 3 Unit 2
---------------	--------------------------	-----------------	---------------------	--------------	--------------------

<b>Worksheet No. ( 2 )</b>	<b>Title:</b> I want to see the mummies!
----------------------------	--



<b>Objectives:</b>	<b>Dear Student, by doing this worksheet, you are expected to:</b>
--------------------	--

- To practice the vocabulary related to a museum.
- To practice There is/ There are (affirmative, negative and interrogative).
- To give directions.



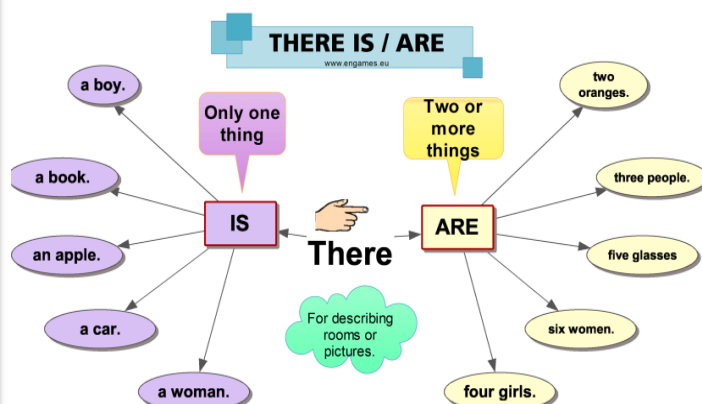
### REMEMBER MY DEAR STUDENTS

## There is/are

Positive			Negative		
There	is	a table.	There	isn't	a table.
There	are	two desks.	There	aren't	any desks.

Yes/No Questions			Short Answers		
Is	there	a table?	Yes, there is.	/ No, there isn't.	
Are	there	any desks?	Yes, there are.	/ No, there aren't.	



### A-Complete with There is / There are

1. .... a t-shirt on the bed.
2. .... two books on the floor.
3. .... a scarf on the floor.
4. .... four pictures on the wall.
5. .... many books on the shelves.
6. .... a book on the bed.
7. .... a laptop on the floor.
8. .... some papers on the floor



### B-Answer the questions using:

Yes, there is / Yes, there are / No, there isn't /

No, there aren't

- 1- Are there any eggs in the fridge? .....
- 2- Are there any onions in the fridge? .....
- 3- Is there any lettuce in the fridge? .....
- 4- Is there any milk in the fridge? .....
- 5- Are there bananas in the fridge? .....
- 6- Is there a cake in the fridge? .....
- 7- Are there any lemons in the fridge? .....
- 8- Is there any pizza in the fridge? .....



### Vocabulary Corner

C) Use these words to complete the following sentences:

Museum



souvenir shop



gallery



treasure



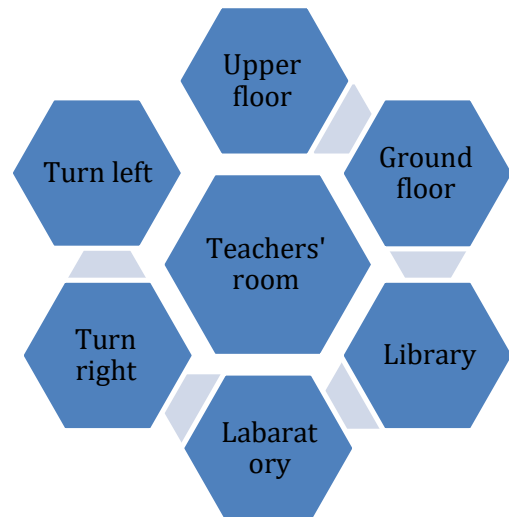
- 1- There are famous objects in the British .....
- 2- There's some.....in the museum.
- 3- In the....., you can buy souvenirs for your friends and family.
- 4- Visit the .....where there are famous objects.

**D) Now, give each other directions to some rooms at your school and share your ideas with your friends. You can use these words.**

Example:

A: How can I go to the Library?

B: Let's see. We are on the ground floor. Go to the upper floor, turn right then go past the 3<sup>rd</sup> grade. The library is on your right.



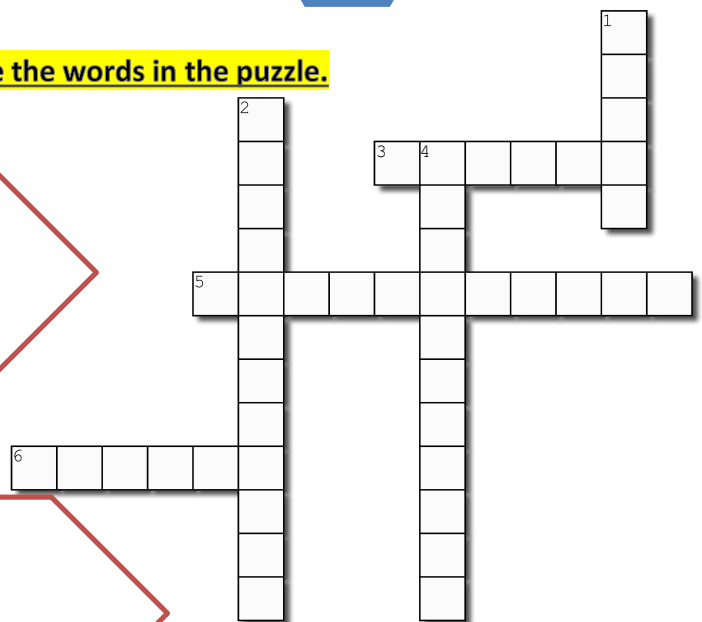
**E) Now my little thinkers read the clues and write the words in the puzzle.**

**Down**

1. A dead body that have been preserved.
2. The floor of a building that is at ground level
4. Near or at the top of the floor

**Across**

3. A building where people go to see important objects
5. Cheap
6. Taking place once a year



Created using the Crossword Maker

Finally my dear students, please go back to your Activity Book p.26 and do Ex. 3, 4.

## Modal answers Worksheet 1

### Ex. 1

1. We need to go over the **bridge** in order to get to the other side.
2. In London, there are a lot of **underground stations** you can take the train from there.\
3. We had lunch in a fancy **restaurant**.
4. Sami went to the **market** to buy some **food** .
5. The **trader** Sells cakes and bread at his **shop** .
6. Walk through this **street** and you will get to the museum.

### Ex.2

1. You can buy bread and honey from the food market in Souk Jara.
2. Souk Jara is an annual event, that happens every winter.
3. You can buy beautiful handicrafts .
4. There are so many homemade Products in Souk Jara.
5. The products in Souk Jara are inwxpensive, you can buy them with good price.

### EX.3

1. milk (UN)
2. honey (UN)
3. toys (C)
4. building (C)
5. pen (C)
6. sugar (UN)
7. oil (UN)
8. keys (C)
9. carrots (C)
10. tea (UN)

### EX.4

1. I bought **some** oranges. Let's make fresh juice.
2. There isn't **any** Milk in the fridge.
3. Eat **some** Fruits. It is good for your health.
4. Are there **any** Students in the class?
5. I haven't got **any** fish.

## Modal answers worksheet 2

- A) 1- Museum  
2- treasure  
3- souvenir shop  
4- gallery

- B) 1- There is  
2- There are  
3- There is  
4- There are  
5- There are  
6- There is  
7- There is  
8- There are

- C) 1- Yes, there are  
2- No, there aren't  
3- No, there isn't  
4- Yes, there is  
5- Yes, there are  
6- Yes, there is  
7- No, there aren't  
8- No, there isn't

- C) Student's own answers

