



A B C





a b c

How to use this book

This is a first activity book for children who are just beginning to learn to recognise and write the letters of the alphabet.

Help your child to enjoy using the book by looking together at a few pages at a time. Looking carefully, matching, copying and practising working from left to right are just as important as learning letters.

Encourage your child to talk about what he or she is doing and to look for letter shapes when you are out and about together.

Have fun!




TRIDENT
REFERENCE PUBLISHING

Copyright © 2006

Cover Design © Trident Reference Publishing

Copyright © Trident Reference Publishing



Here is letter b.



ball



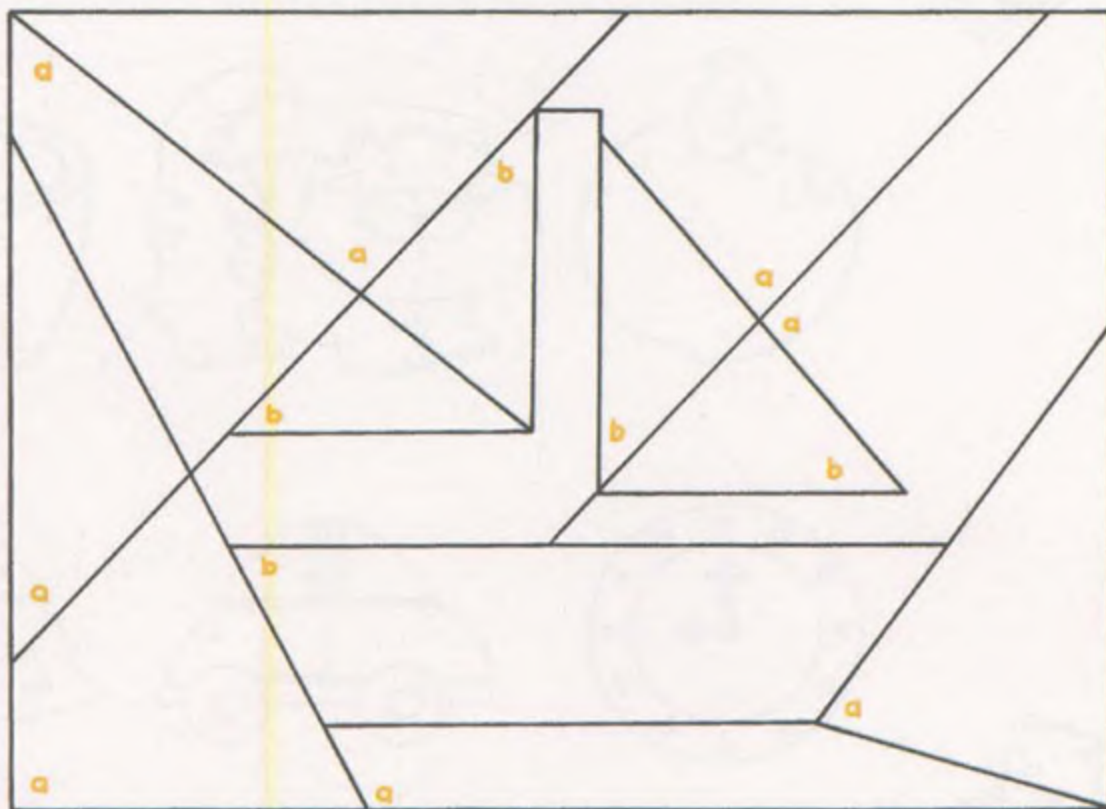
bird



bear



Shade in all the shapes with b in them to find something that begins with b.



Practise writing letter b.



Here is letter d.



duck




dog




door



Draw a ring round the little dogs that have found something beginning with d.



Practise writing letter d.



Here is letter f.



flower




fish



flag



Shade the things beginning with f.



Practise writing letter f.



Here is letter h.



heart




horse




house



Draw a fence to keep the horses safe.



Practise writing letter h.



Here is letter k.



kite




kangaroo



key



Which key is the odd one out?



Practise writing letter k.

Handwriting practice lines for the letter 'k'. The first line shows a dashed 'k' for tracing, with a small arrow indicating the starting point at the top of the vertical stroke. Below it are several empty lines for independent practice.

Here is letter m.



mouse



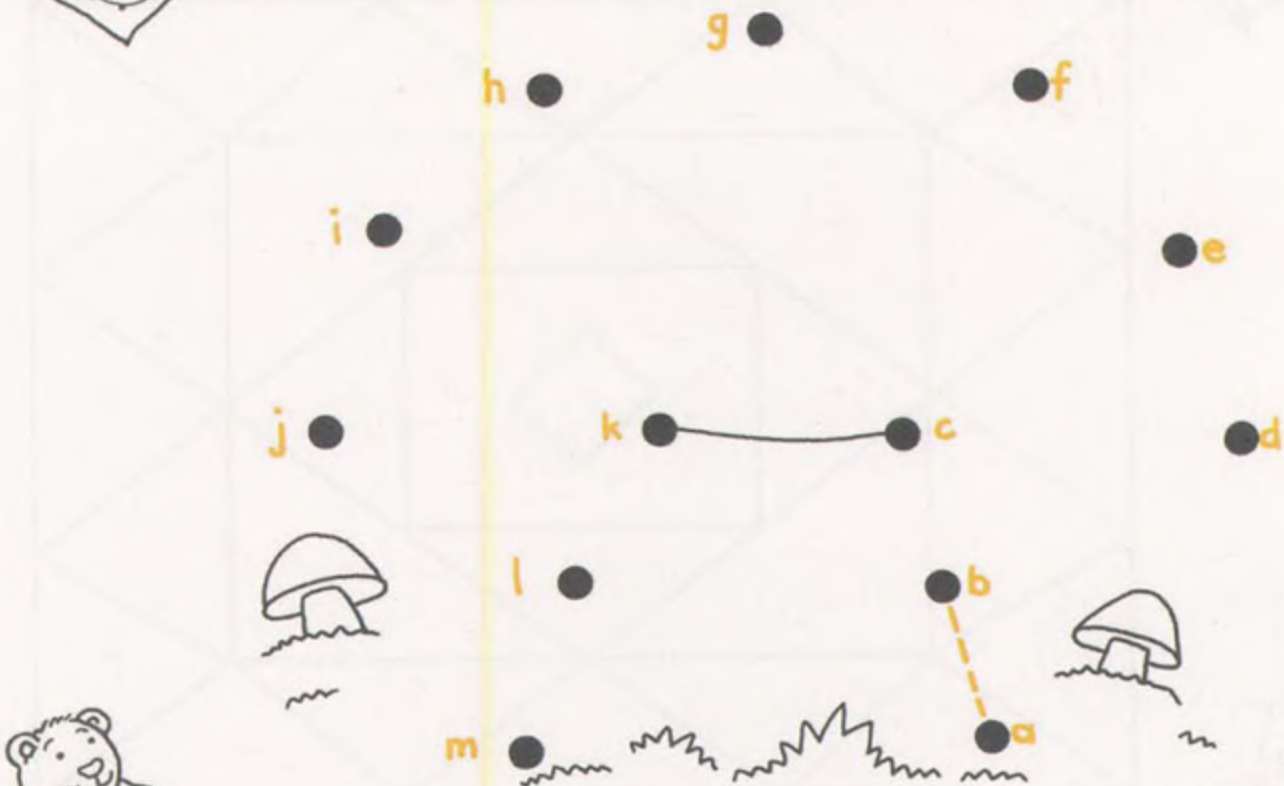
mug



monkey



You have learnt half the letters! Join letters a to m to find something that begins with m.



Practise writing letter m.



Here is letter o.



orange



ostrich



octopus



Draw the oranges on the tree.



Practise writing letter o.



Here is letter q.

q



queen



quilt



Which two queens are wearing the same crown?



Practise writing letter q.

q q

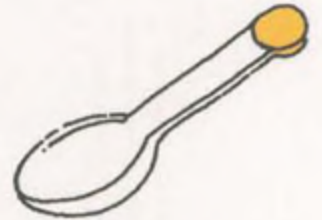
Here is letter s.



star



sun



spoon



Drawn an s pattern on the snake.



Practise writing letter s.

SS

Here are letters u and v.



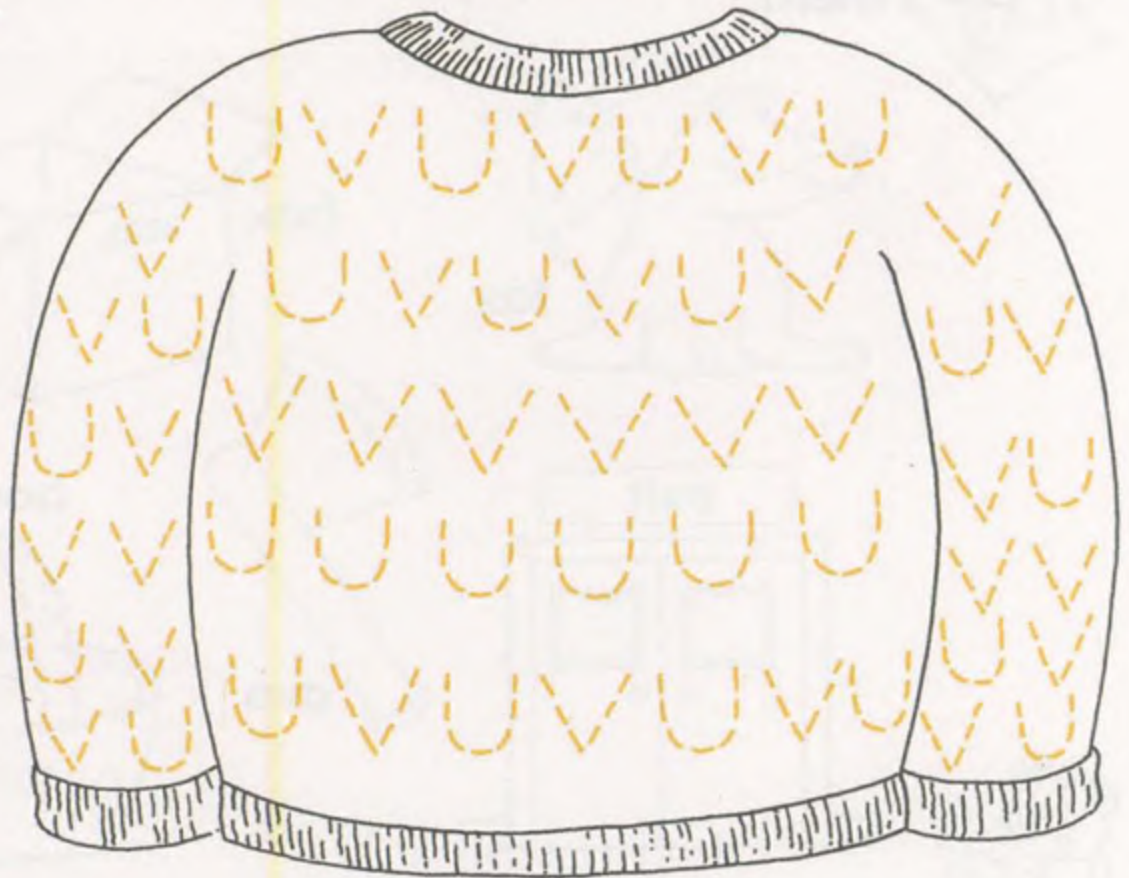
umbrella



van



Finish the patterns on the pullover.



Practise writing letters u and v.

Here are letters y and z.

y



yacht



zebra

z



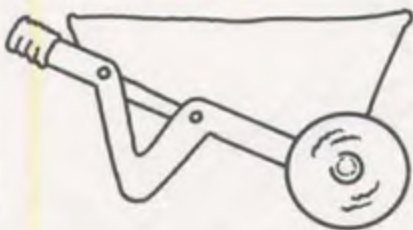

Draw some zigzags on the yogurt pots.



Practise writing letters y and z.


y y

z z



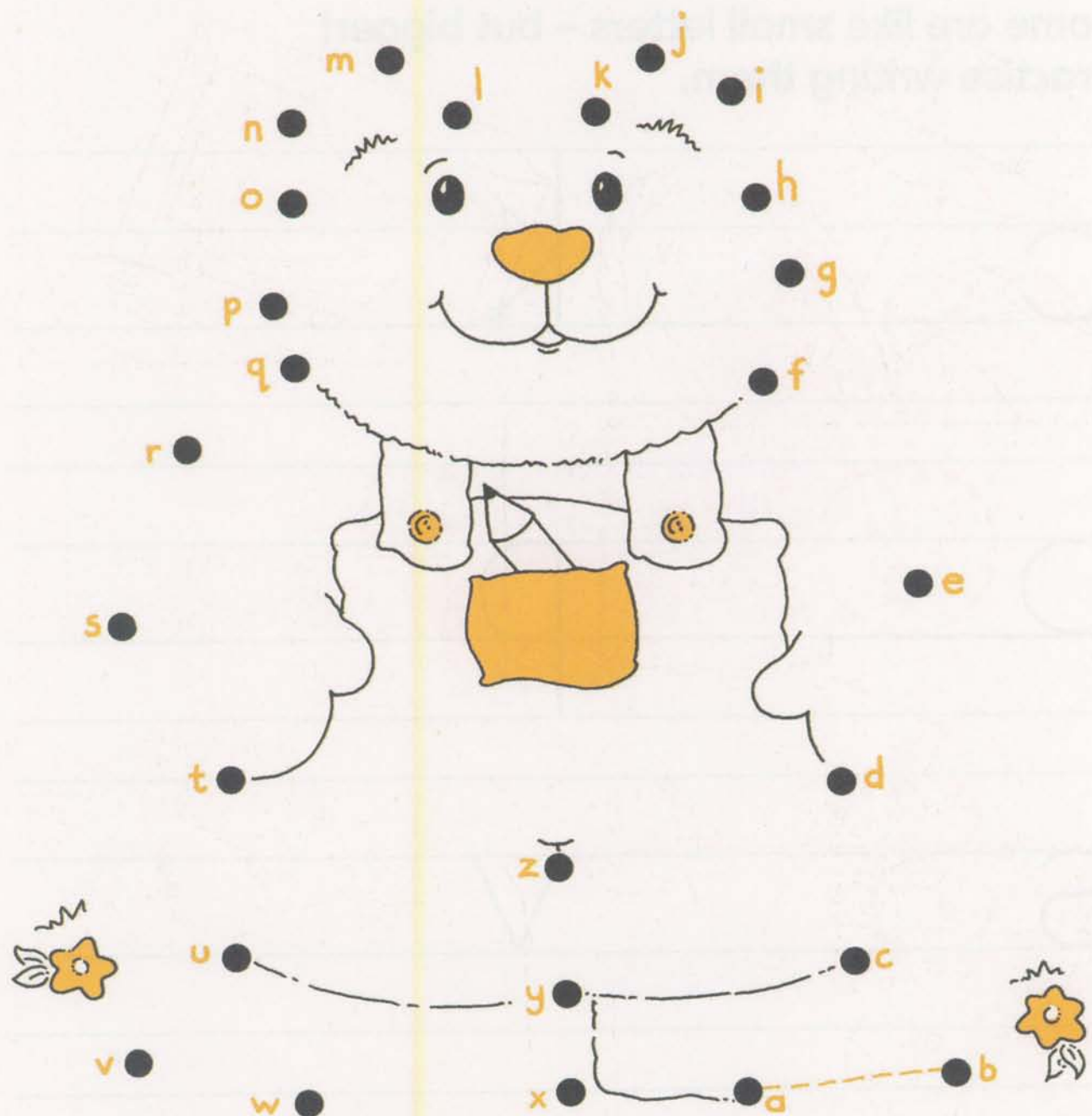


Fill in the missing letters. Look back in this book if you can't remember.





Join up the letters in the right order.



Others have a different shape.

aA bB dD eE fF gG hH iI jJ
lL mM nN oO rR tT uU yY

Can you draw a line from each small letter to its capital letter?

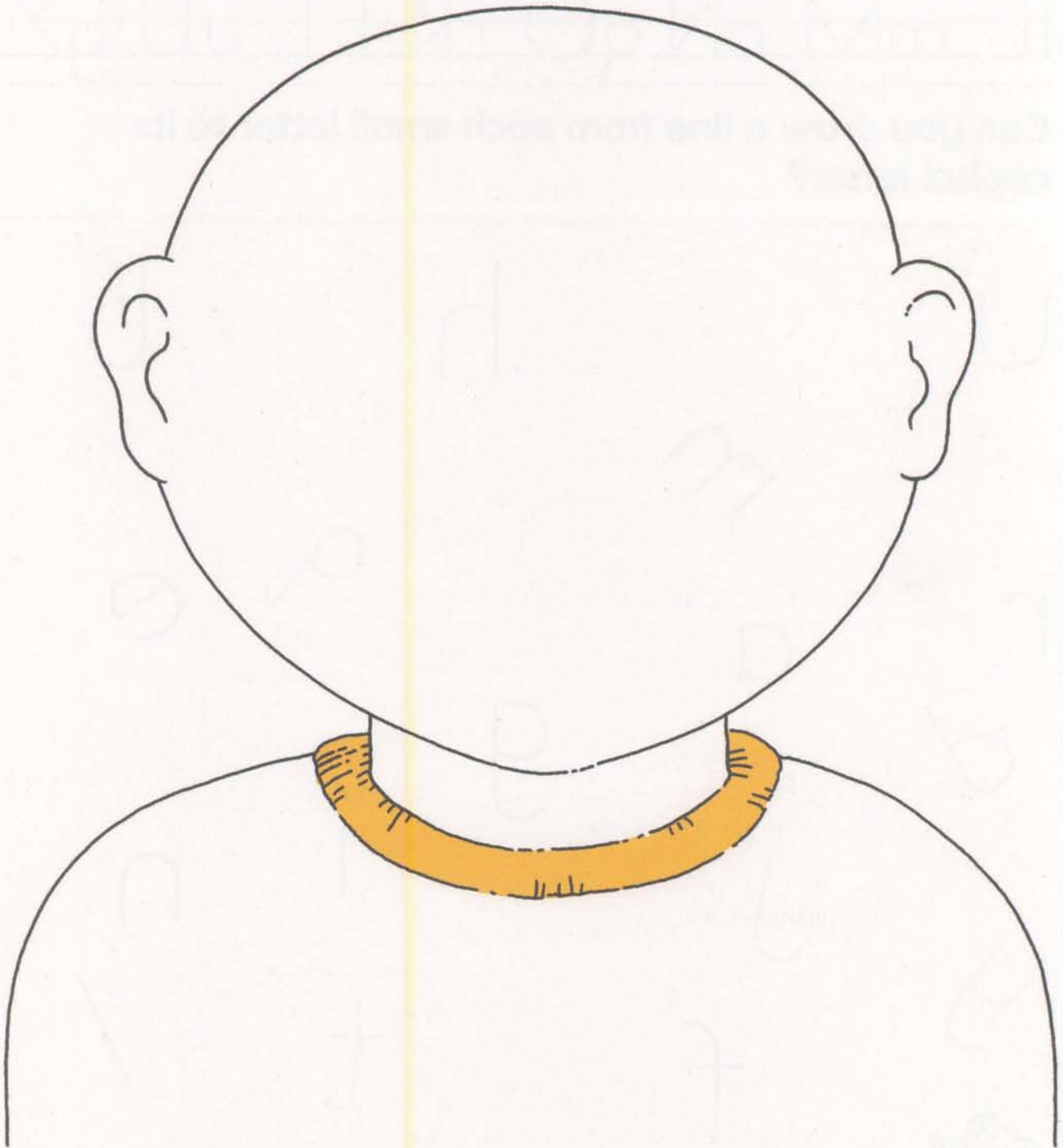


Which capital letter begins your name?



Can you write your name?

**Change this outline to look like you.
Don't forget your hair!**

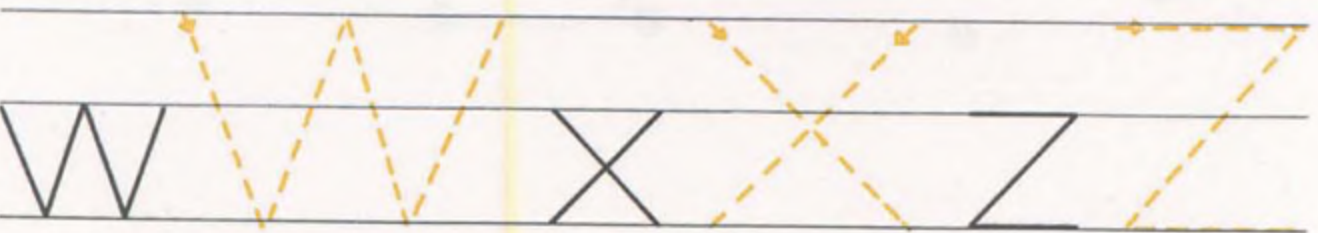
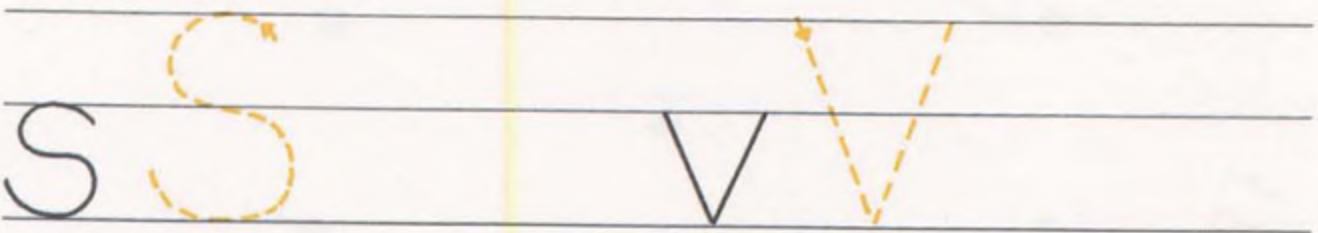
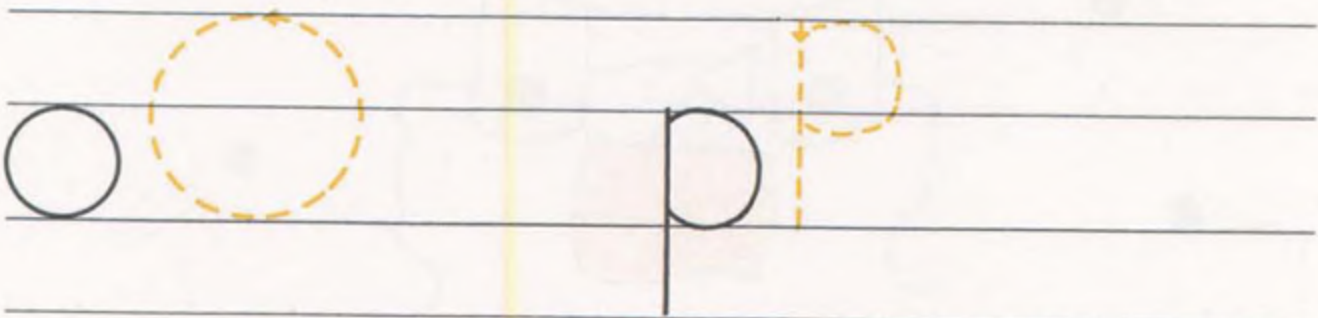
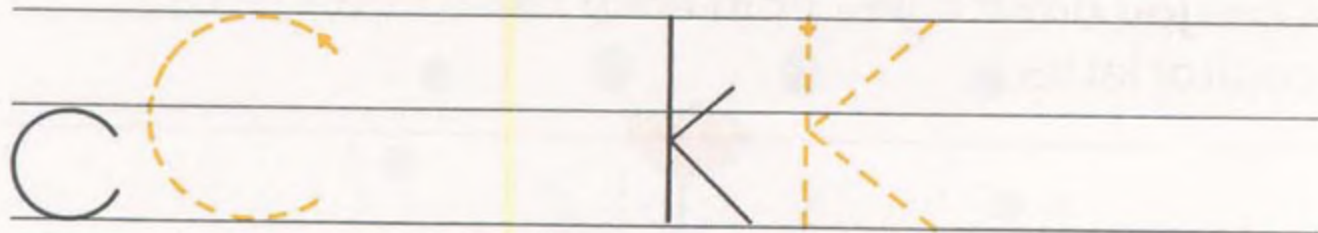


Write your name on the T-shirt.



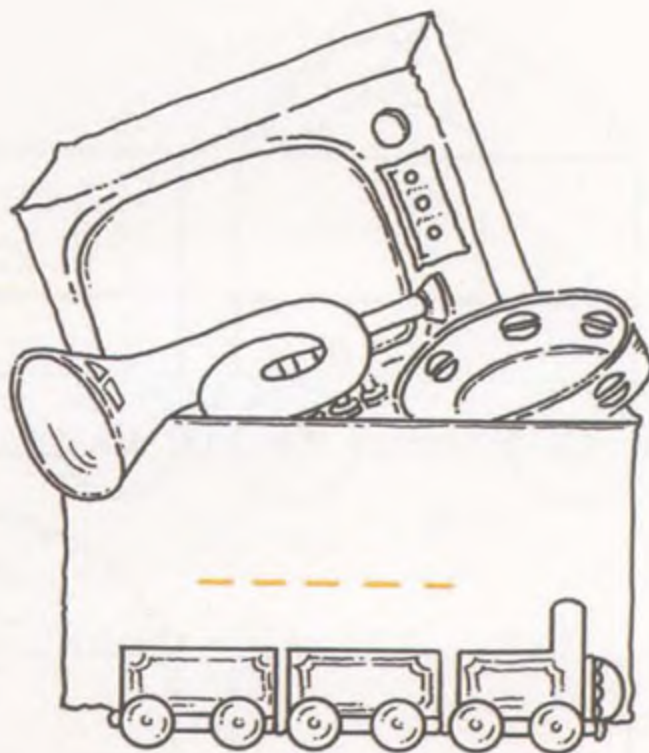
You have practised writing small letters. Sometimes we use big capital letters for important words.

**Some are like small letters – but bigger!
Practise writing them.**




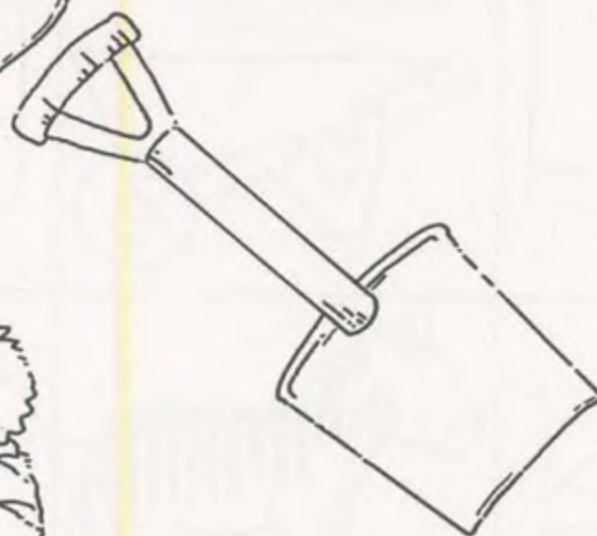




Write a letter on each box.






Join the pictures that begin with the same letter. Which is the odd one out?





Now you can write the whole
alphabet! Write the letters and shade
in the pictures.

abcdefghijklmnopqrstuvwxyz



Here are letters w and x.



wheelbarrow



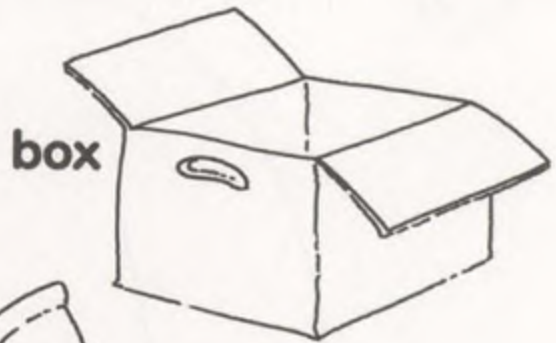
x-ray



Put a ring round all the words with an x in them.



fox



box



exit




axe



basket



Practise writing letters w and x.



Here is letter t.



table



tiger




tractor



Shade the shapes with a t green. What is hiding in the trees?



Practise writing letter t.



Here is letter r.



rainbow




rabbit



ring



Draw a ring round the things beginning with r.



Practise writing letter r.

Handwriting practice lines. The first line shows a dashed lowercase 'r' for tracing. Below are two more empty lines for practice.

Here is letter p.

p



panda



parrot



picture



Shade in all the animals and birds that begin with p.



Practise writing letter p.



Here is letter n.



nail



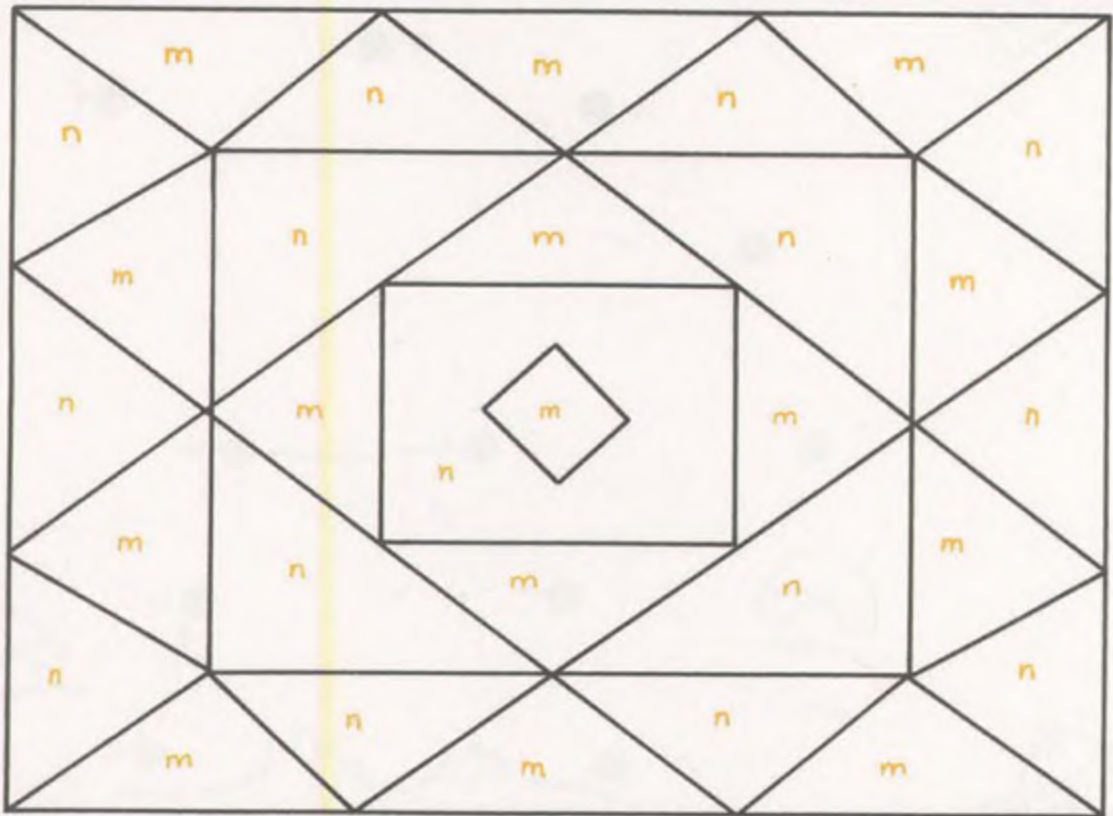
nest



necklace



Shade the shapes with an m blue and the shapes with an n red.



Practise writing letter n.





Here is letter l.



ladder



lion



leaf



Join the leaves that are the same.



Practise writing letter l.

Handwriting practice lines for the letter 'l'. The first line shows a dashed 'l' with a downward arrow indicating the stroke direction. Below it are several empty lines for practice.

Here are letters i and j.



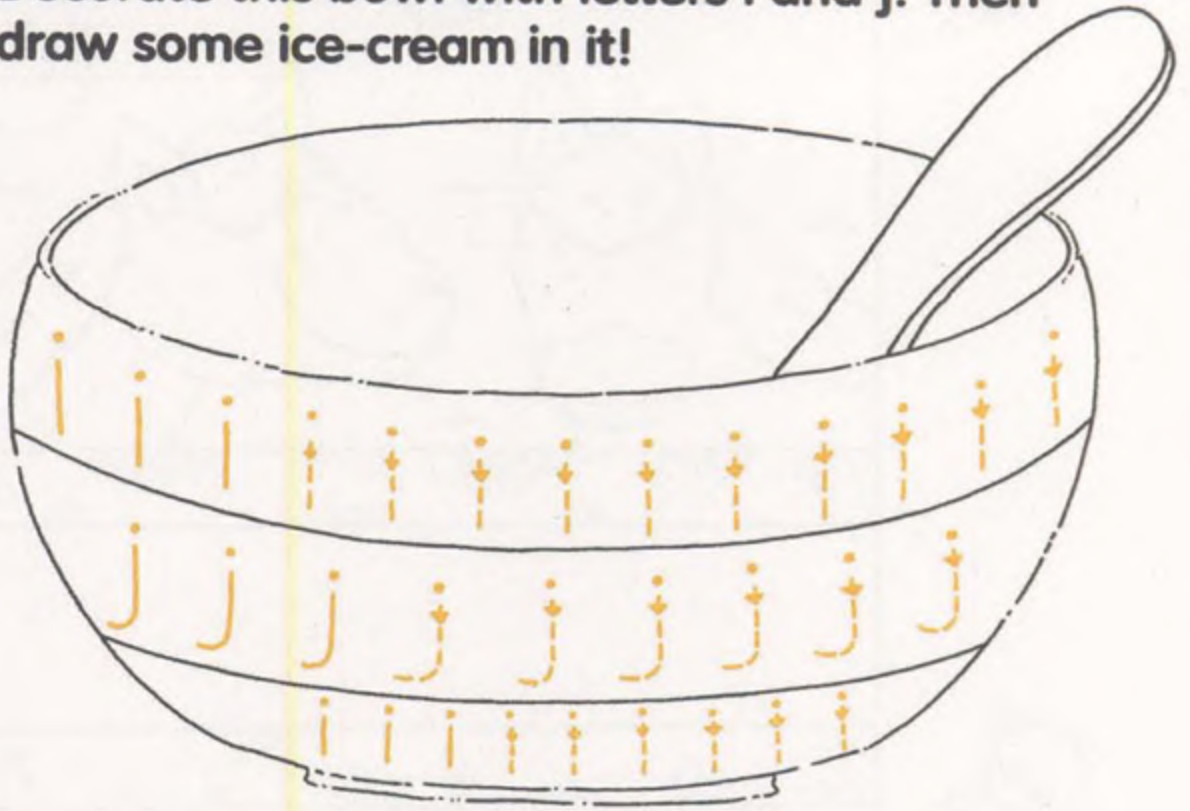
igloo




jigsaw



Decorate this bowl with letters i and j. Then draw some ice-cream in it!

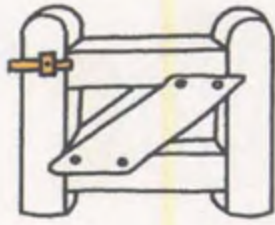


Practise writing letters i and j.



Here is letter g.

g



gate




goat



gloves



Draw a big bunch of grapes and shade them green.



Practise writing letter g.

g g

Here is letter e.



elephant



egg



ears



Draw a line joining the two eggs that are the same. Then shade all the eggs.



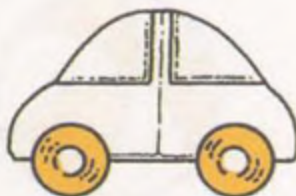
Practise writing letter e.



Here is letter c.



cat




car



cake



Shade in all the things that begin with c.



Practise writing letter c.



Here is letter a.



apple




astronaut



anchor



Put a ring round each letter a in the picture.



Practise writing letter a.




A B C

It's fun to learn to write the alphabet with this lively activity book. Children will enjoy learning to identify and write letters a to z and beginning to recognize the sounds they make. There is plenty of practice of important matching and sequencing skills too.

Lovable Learning Bear pops up on every page to show children what to do and join in the fun.

Look out for Fun to Learn - 1 2 3, Shapes and Opposites and Animals too!

FUN TO LEARN




TRIDENT
REFERENCE PUBLISHING

ISBN 1582790078



\$2.99
USA

6 15269 90078 9